

Name	Sample Student (#156775)
Test	SSAT (UP Test-3) (#4042)
Date	2026-04-25 Session Id: 231616

SSAT Upper Level Diagnostic

Big Picture — Your Scores, Practice History, and Trends

TOTAL SCORE SUMMARY

2256

Total Score

Range: 1500-2400

Your Score: 2256

1500




2400

94th

Percentile


You scored higher than
94.0% of students

SUBJECT SCORES

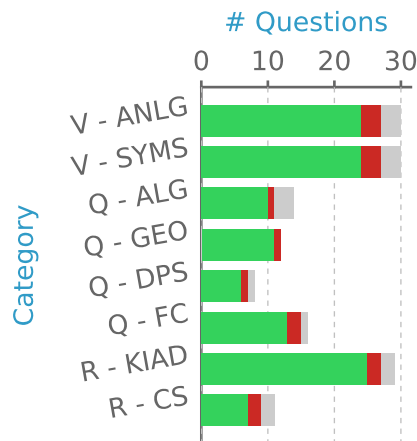
SUBJECT	SCORE	SCORE BAND	POINTS TO MAX	PERCENTILE
Verbal Score: 500-800	779/800	 779 751	+21	96 th
Quantitative Score: 500-800	755/800	 755 724	+45	91 th
Reading Score: 500-800	722/800	 722 691	+78	90 th

* If taken multiple times, your score would fall between these score bands.

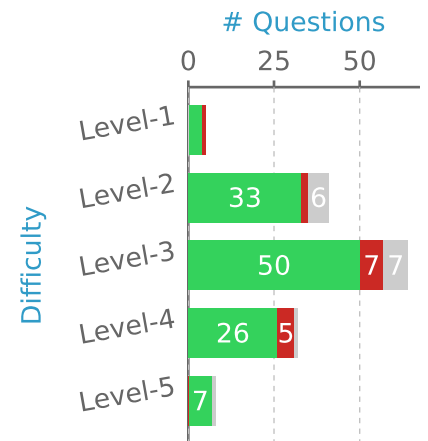
PERFORMANCE BY SECTION



PERFORMANCE BY QUESTION TYPE



PERFORMANCE BY DIFFICULTY



PRACTICE SCORE SUMMARY

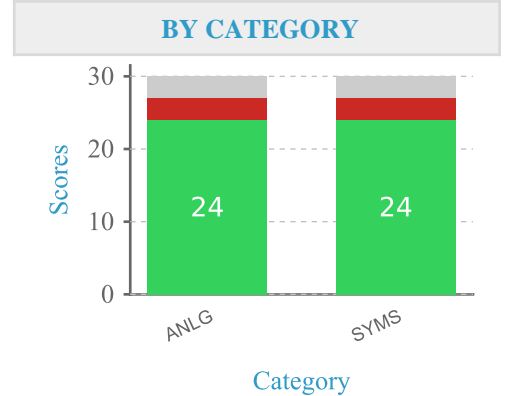
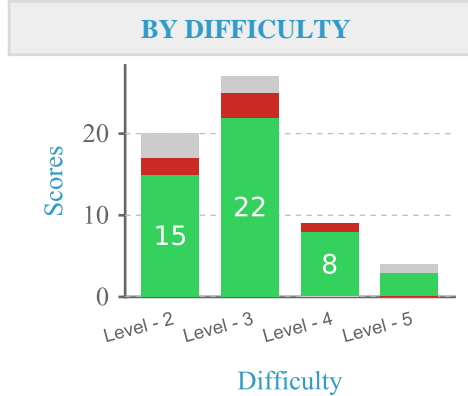
Date	Test	Verbal 500-800	Quantitative 500-800	Reading 500-800	Total Score 1500-2400
2026-04-25	Official SSAT(2018 -2019)Diagnostic UP Test 3 (SID: 231615) SSAT Report Sample 1	725	725	692	2142
	Official SSAT(2018 -2019)Diagnostic UP Test 3 (SID: 231616) SSAT Report Sample 2	779	755	722	2256
Best		779	755	722	2256

NOTES

Name	Sample Student (#156775)
Test	SSAT (UP Test-3) (#4042)
Date	2026-04-25 Session Id: 231616

Verbal — Performance Analysis **Scores: 779/800** **Percentile: 96th**

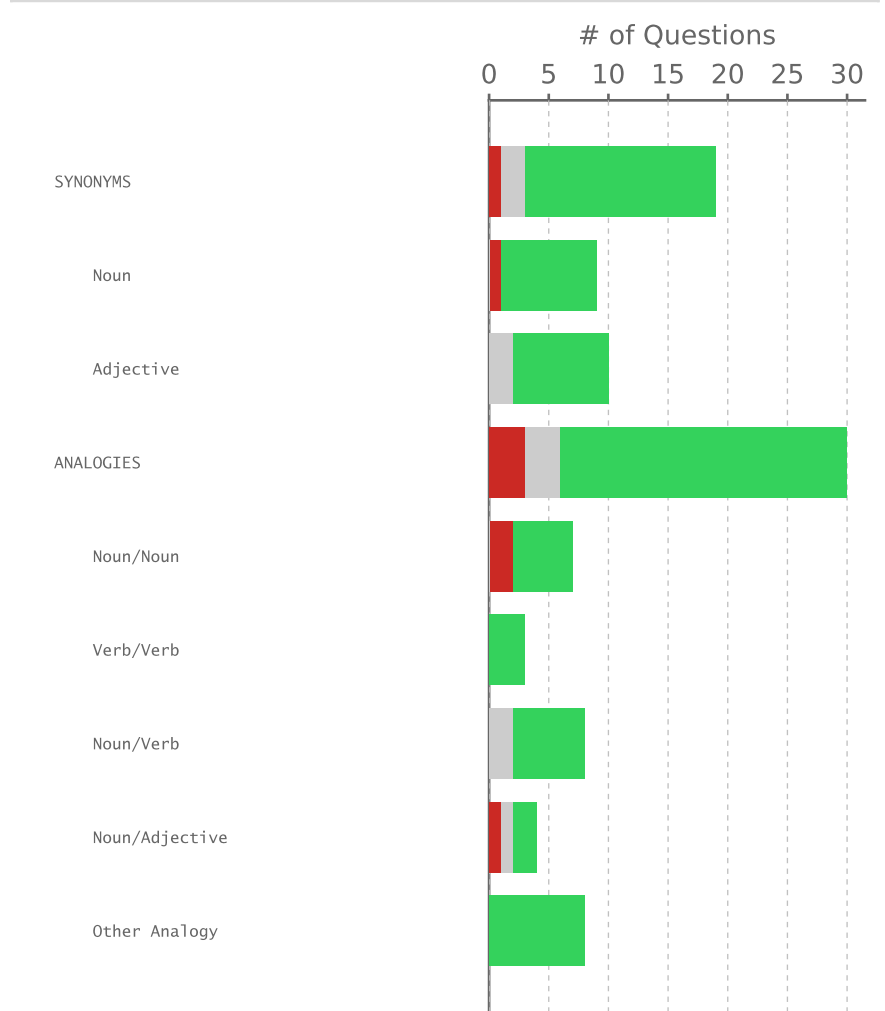
SCORE SUMMARY	
Questions	Score
Correct	48 (15E,22M,11H)
Incorrect	6 (2E,3M,1H)
Skipped	6 (3E,2M,1H)
Raw Score	48 - (6 * 0.25) = 46.5
Final Raw Score	46
% Correct	80%



QUESTIONS PERFORMANCE ANALYSIS

Question	Keys	Responses	Difficulty	Category	Topics
S3 - Verbal					
46/60 80%					
1	B	+	2	SYMS	Adjective
2	D	+	2	SYMS	Noun
3	E	+	2	SYMS	Verbal
4	B	+	2	SYMS	Adjective
5	A	+	2	SYMS	Verbal
6	C		2	SYMS	Verbal
7	A	+	3	SYMS	Noun
8	D	+	3	SYMS	Verbal
9	D	+	3	SYMS	Adjective
10	A	D	3	SYMS	Noun
11	E	+	2	SYMS	Verbal
12	A	+	3	SYMS	Noun
13	E	+	3	SYMS	Adjective
14	C	+	4	SYMS	Noun
15	C	+	3	SYMS	Adjective
16	B		2	SYMS	Adjective
17	C	+	4	SYMS	Noun
18	E	+	3	SYMS	Adjective
19	D	+	3	SYMS	Noun
20	B	E	3	SYMS	Verbal
21	B	+	2	SYMS	Verbal
22	A	+	3	SYMS	Verbal
23	C	+	3	SYMS	Noun
24	A	+	3	SYMS	Verbal
25	E	+	3	SYMS	Adjective
26	C		3	SYMS	Adjective
27	A	+	4	SYMS	Adjective
28	D	+	3	SYMS	Verbal
29	B	+	2	SYMS	Noun
30	B	E	3	SYMS	Verbal
31	E	+	3	ANLG	Noun/Verb
32	C	+	2	ANLG	Noun/Noun
33	C	+	2	ANLG	Noun/Noun
34	A	+	2	ANLG	Verb/Verb
35	E	+	3	ANLG	Noun/Verb
36	B		2	ANLG	Noun/Adjective
37	A	+	2	ANLG	Noun/Noun
38	C	+	2	ANLG	Noun/Verb
39	E	+	3	ANLG	Noun/Verb
40	D	B	2	ANLG	Noun/Noun
41	C	+	4	ANLG	Other Analogy
42	D	+	2	ANLG	Noun/Adjective
43	B	+	3	ANLG	Other Analogy
44	C	+	3	ANLG	Verb/Verb
45	A	+	2	ANLG	Noun/Noun
46	C		3	ANLG	Noun/Verb
47	E	+	5	ANLG	Other Analogy
48	A	+	5	ANLG	Other Analogy
49	B	+	3	ANLG	Other Analogy
50	D	B	4	ANLG	Noun/Noun
51	B	+	4	ANLG	Noun/Verb
52	D	+	3	ANLG	Verb/Verb
53	A	+	4	ANLG	Noun/Verb
54	E	+	3	ANLG	Other Analogy
55	D	+	3	ANLG	Other Analogy
56	A		5	ANLG	Noun/Verb
57	E	+	5	ANLG	Noun/Adjective
58	B	+	4	ANLG	Noun/Noun
59	C	+	4	ANLG	Other Analogy
60	C	A	2	ANLG	Noun/Adjective

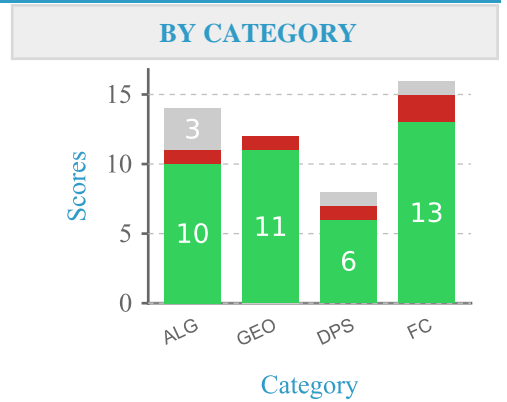
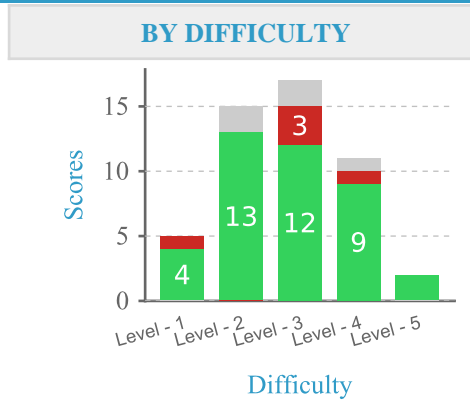
TOPIC PERFORMANCE ANALYSIS



Name	Sample Student (#156775)
Test	SSAT (UP Test-3) (#4042)
Date	2026-04-25 Session Id: 231616

Quantitative — Performance Analysis **Scores: 755/800** **Percentile: 91th**

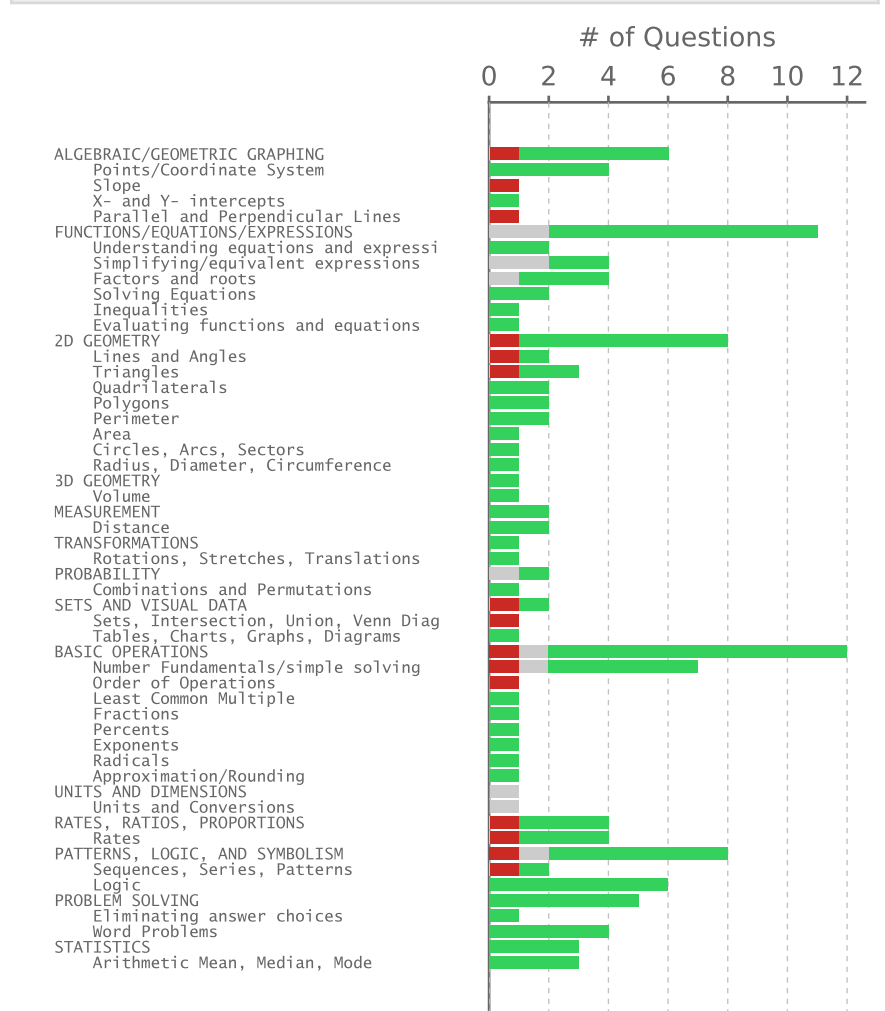
SCORE SUMMARY	
Questions	Score
Correct	40 (17E,12M,11H)
Incorrect	5 (1E,3M,1H)
Skipped	5 (2E,2M,1H)
Raw Score	40 - (5 * 0.25) = 38.75
Final Raw Score	39
% Correct	80%



QUESTIONS PERFORMANCE ANALYSIS

Question	Keys	Responses	Difficulty	Category	Topics
S1 - Quantitative 19/25 80%					
1	E	+	2	FC	Fractions, Eliminating answer choices, N
2	D	+	2	ALG	Factors and roots
3	E	+	2	ALG	Number Fundamentals/simple solving
4	B	+	2	GEO	Area, Polygons, Triangles
5	A	+	1	GEO	Lines and Angles
6	C	+	2	DPS	Arithmetic Mean, Median, Mode
7	C	+	3	ALG	Simplifying/equivalent expressions
8	D	+	3	ALG	Factors and roots
9	B	E	3	FC	Sequences, Series, Patterns
10	E	+	3	ALG	Understanding equations and expressions, Logic, Word Problems
11	B	+	4	FC	Logic, Word Problems
12	D	+	3	FC	Rates, Word Problems
13	E	+	2	ALG	Inequalities, Points/Coordinate System
14	C	+	2	GEO	Perimeter, Polygons
15	D	+	3	GEO	Triangles, Points/Coordinate System, Dis
16	E	+	3	DPS	Arithmetic Mean, Median, Mode, Logic
17	A	D	4	DPS	Sets, Intersection, Union, Venn Diagrams
18	A	+	2	FC	Rates
19	A	+	4	ALG	Number Fundamentals/simple solving, Patt
20	E	+	4	DPS	Logic
21	A	+	3	FC	Percents
22	E	+	3	FC	Number Fundamentals/simple solving
23	A	+	2	FC	Word Problems, Number Fundamentals/simpl
24	B	+	3	GEO	Circles, Arcs, Sectors, Radius, Diameter
25	C	A	1	FC	Number Fundamentals/simple solving, Orde
S4 - Quantitative 20/25 80%					
1	B	+	1	ALG	Points/Coordinate System
2	C	+	1	FC	Approximation/Rounding
3	E	+	2	ALG	Factors and roots
4	D	+	1	GEO	Perimeter, Quadrilaterals
5	C	+	3	DPS	Probability
6	E	+	4	FC	Number Fundamentals/simple solving, Logi
7	D	+	3	FC	Rates
8	D	+	4	GEO	Quadrilaterals
9	A	+	4	DPS	Tables, Charts, Graphs, Diagrams
10	C	+	3	ALG	Evaluating functions and equations
11	B	+	4	FC	Exponents, Simplifying/equivalent expre
12	D	B	3	GEO	Lines and Angles, Triangles
13	C	+	2	ALG	Simplifying/equivalent expressions, Fact
14	A	+	3	ALG	X- and Y- intercepts
15	C	+	3	DPS	Arithmetic Mean, Median, Mode
16	C	+	5	GEO	Points/Coordinate System, Rotations, Str
17	B	+	4	FC	Radicals, Simplifying/equivalent express
18	E	+	4	GEO	Distance, Logic
19	C	+	2	FC	Least Common Multiple
20	E	+	5	GEO	Sequences, Series, Patterns, Logic
21	E	+	2	FC	Units and Conversions
22	D	+	4	DPS	Word Problems, Combinations and Permutat
23	A	+	2	GEO	Volume
24	E	+	2	ALG	Understanding equations and expressions,
25	E	C	3	ALG	Parallel and Perpendicular Lines, Slope

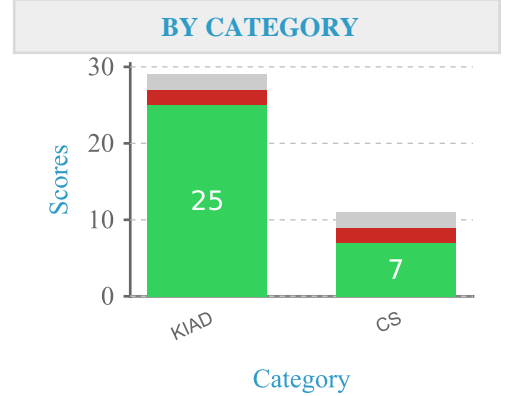
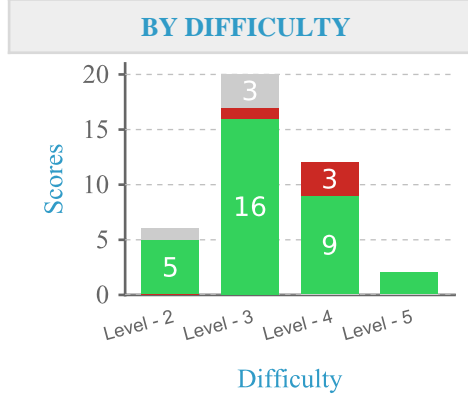
TOPIC PERFORMANCE ANALYSIS



Name	Sample Student (#156775)
Test	SSAT (UP Test-3) (#4042)
Date	2026-04-25 Session Id: 231616

Reading — Performance Analysis **Scores: 722/800** **Percentile: 90th**

SCORE SUMMARY	
Questions	Score
Correct	32 (5E,16M,11H)
Incorrect	4 (0E,1M,3H)
Skipped	4 (1E,3M,0H)
Raw Score	32 - (4 * 0.25) = 31.0
Final Raw Score	31
% Correct	80%



QUESTIONS PERFORMANCE ANALYSIS

Question	Keys	Responses	Difficulty	Category	Topics	
S2- Reading 31/40 80%						
1	D	+	2	KIAD	Passage 1, Biology	
2	A	+	2	KIAD	Passage 1, Biology	
3	D	+	3	CS	Passage 1, Biology	
4	E	+	3	CS	Passage 1, Biology	
5	B	+	3	KIAD	Passage 1, Biology	
6	C		3	KIAD	Passage 2, Earth Sciences (Meteorology,	
7	C	+	2	KIAD	Passage 2, Earth Sciences (Meteorology,	
8	D	+	3	KIAD	Passage 2, Earth Sciences (Meteorology,	
9	E	+	3	CS	Passage 2, Earth Sciences (Meteorology,	
10	E	C	3	KIAD	Passage 3, Social Studies (history, soci	
11	B	+	3	KIAD	Passage 3, Social Studies (history, soci	
12	C	+	4	CS	Passage 3, Social Studies (history, soci	
13	D	+	4	KIAD	Passage 3, Social Studies (history, soci	
14	A	+	3	CS	Passage 3, Social Studies (history, soci	
15	D	+	3	KIAD	Passage 4, Humanities (biography, art, p	
16	E		3	CS	Passage 4, Humanities (biography, art, p	
17	B	+	3	KIAD	Passage 4, Social Studies (history, soci	
18	A	+	4	CS	Passage 4, Humanities (biography, art, p	
19	E	+	4	KIAD	Passage 4, Humanities (biography, art, p	
20	B	E	4	KIAD	Passage 4, Humanities (biography, art, p	
21	C	+	3	KIAD	Passage 5, Earth Sciences (Meteorology,	
22	D	+	4	KIAD	Passage 5, Earth Sciences (Meteorology,	
23	B	+	4	KIAD	Passage 5, Earth Sciences (Meteorology,	
24	E	+	4	KIAD	Passage 5, Earth Sciences (Meteorology,	
25	C	+	3	KIAD	Passage 5, Earth Sciences (Meteorology,	
26	A		3	CS	Passage 5, Earth Sciences (Meteorology,	
27	B	+	5	KIAD	Passage 6, Social Studies (history, soci	
28	D	+	4	KIAD	Passage 6, Social Studies (history, soci	
29	C	+	4	KIAD	Passage 6, Social Studies (history, soci	
30	B	E	4	CS	Passage 6, Social Studies (history, soci	
31	D	+	3	CS	Passage 7, Social Studies (history, soci	
32	D	+	2	KIAD	Passage 7, Social Studies (history, soci	
33	E	+	3	KIAD	Passage 7, Social Studies (history, soci	
34	B	+	5	KIAD	Passage 7, Social Studies (history, soci	
35	B	+	2	KIAD	Passage 8, Social Studies (history, soci	
36	A		2	KIAD	Passage 8, Social Studies (history, soci	
37	E	+	3	KIAD	Passage 8, Social Studies (history, soci	
38	C	+	3	KIAD	Passage 8, Social Studies (history, soci	
39	E	+	3	KIAD	Passage 8, Social Studies (history, soci	
40	B	E	4	CS	Passage 8, Social Studies (history, soci	
Category	Full Form	Correct	Wrong	Omit	Total	%Correct
KIAD	Key Ideas & Details	25	2	2	29	86%
CS	Craft&Structure	7	2	2	11	64%

TOPIC PERFORMANCE ANALYSIS

