

Name	Student ISEE (#156773)
Test	Practice Test (2021) (#4553)
Date	2026-04-30 Session Id: 231593

ISEE Upper Level

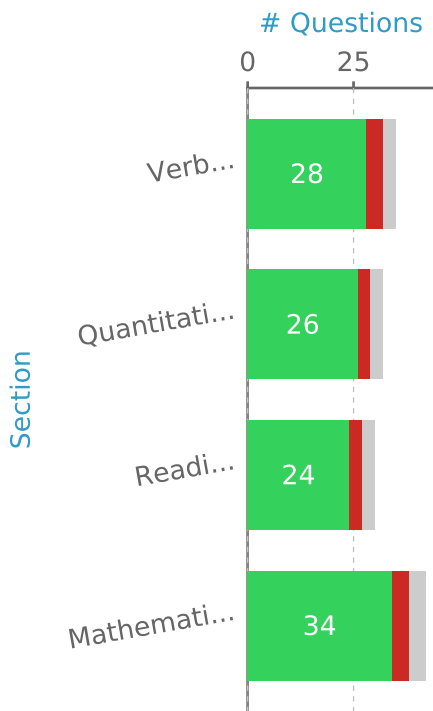
Big Picture — Your Scores, Practice History, and Trends

SECTION SCORES

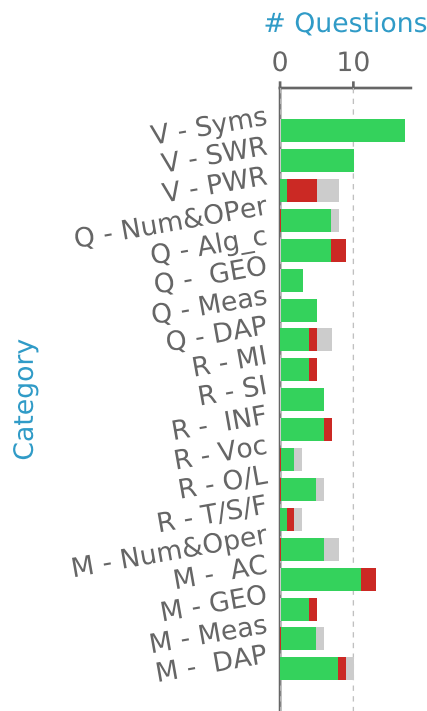
SUBJECT	SCORE	SCORE BAND	POINTS TO MAX
Verbal Reasoning Score: 807-943	921/943	891 921	+22
Quantitative Reasoning Score: 811-947	927/947	897 927	+20
Reading Comprehension Score: 797-938	916/938	886 916	+22
Mathematics Achievement Score: 811-951	930/951	900 930	+21

* If taken multiple times, your score would fall between these score bands.

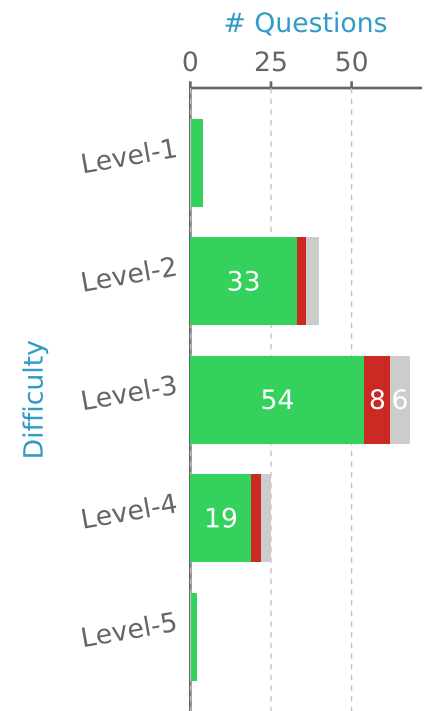
PERFORMANCE BY SECTION



PERFORMANCE BY QUESTION TYPE



PERFORMANCE BY DIFFICULTY



PRACTICE SCORE SUMMARY

Date	Test	Verbal Reasoning 807-943	Quantitative 811-947	Reading 797-938	Mathematics 811-951
2026-04-30	ISEE Upper Level Practice Test 2022 (SID: 231592) Student ISEE Session 70%	943	947	938	841
	ISEE Upper Level Practice Test 2022 (SID: 231593) Student ISEE Session 80%	921	927	916	930
Best		943	947	938	930

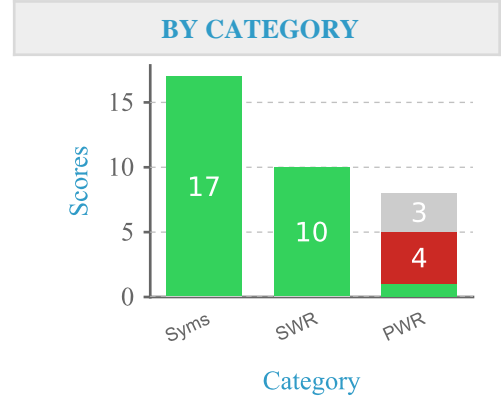
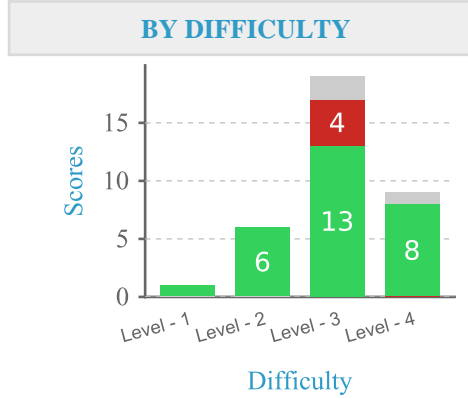
NOTES

General

Name	Student ISEE (#156773)
Test	Practice Test (2021) (#4553)
Date	2026-04-30 Session Id: 231593

Verbal Reasoning — Performance Analysis Scores: 891/943

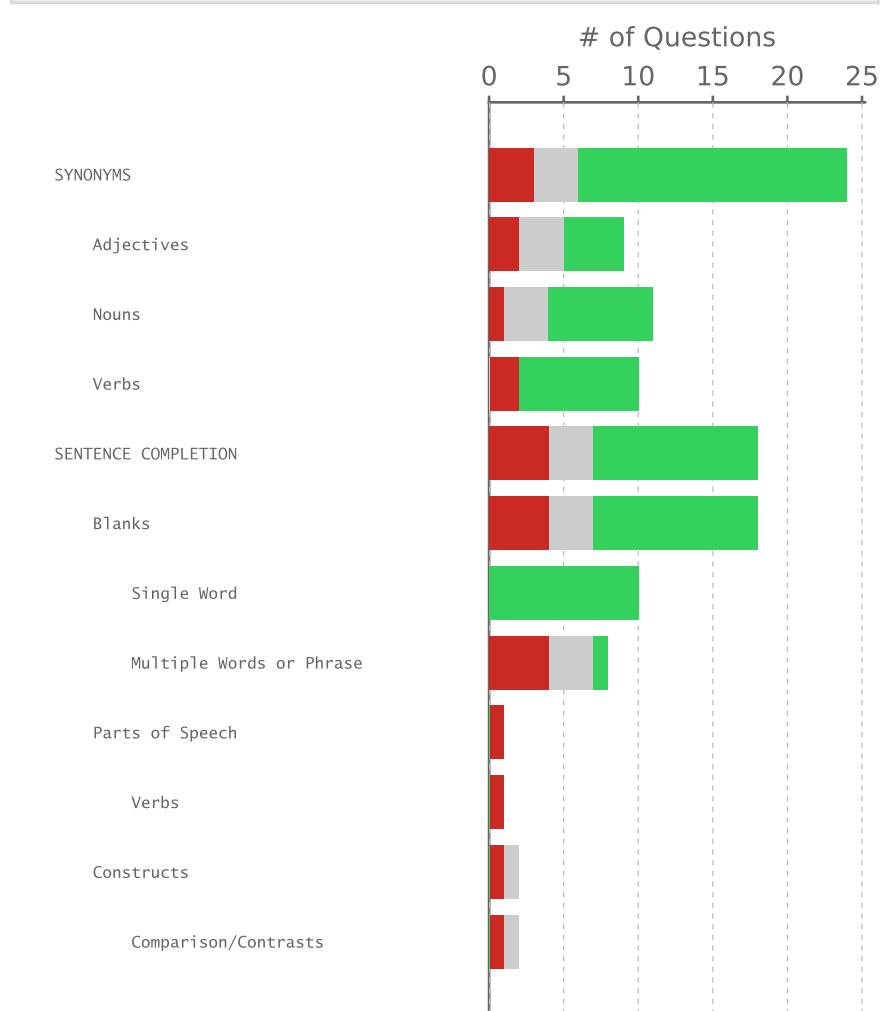
SCORE SUMMARY	
Questions	Score
Correct	28 (7E,13M,8H)
Incorrect	4 (0E,4M,0H)
Skipped	3 (0E,2M,1H)
Raw Score	28
% Correct	80%



QUESTIONS PERFORMANCE ANALYSIS

Question	Keys	Responses	Difficulty	Category	Topics
Verbal Reasoning 28/35 80%					
1	A	+	1	Syms	Adjectives
2	D	+	2	Syms	Nouns
3	D	+	3	Syms	Nouns
4	C	+	2	Syms	Nouns
5	D	+	3	Syms	Verbs
6	A	+	2	Syms	Nouns
7	B	+	3	Syms	Nouns
8	B	+	3	Syms	Adjectives
9	D	+	4	Syms	Adjectives
10	A	+	4	Syms	Verbs
11	D	+	2	Syms	Verbs
12	A	+	3	Syms	Verbs
13	D	+	3	Syms	Verbs
14	A	+	3	Syms	Verbs
15	A	+	4	Syms	Nouns
16	C	+	3	Syms	Adjectives
17	C	+	3	Syms	Verbs
18	D	+	2	SWR	Single Word
19	A	+	3	SWR	Single Word
20	C	+	3	SWR	Single Word
21	A	+	2	SWR	Single Word
22	D	+	4	SWR	Single Word
23	B	+	4	SWR	Single Word
24	D	+	3	SWR	Single Word
25	D	+	3	SWR	Single Word
26	A	+	4	SWR	Single Word
27	C	+	4	SWR	Single Word
28	B	+	4	PWR	Multiple Words or Phrase, Verbs, Nouns
29	A	B	3	PWR	Multiple Words or Phrase, Adjectives, V
30	B	C	3	PWR	Multiple Words or Phrase, Verbs
31	C	D	3	PWR	Multiple Words or Phrase, Verbs, Compari
32	A	B	3	PWR	Multiple Words or Phrase, Adjectives, N
33	D		4	PWR	Multiple Words or Phrase, Nouns, Adjecti
34	A		3	PWR	Multiple Words or Phrase, Nouns, Adjecti
35	A		3	PWR	Multiple Words or Phrase, Adjectives, N

TOPIC PERFORMANCE ANALYSIS

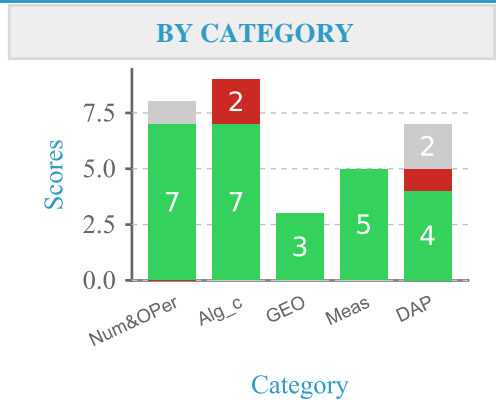
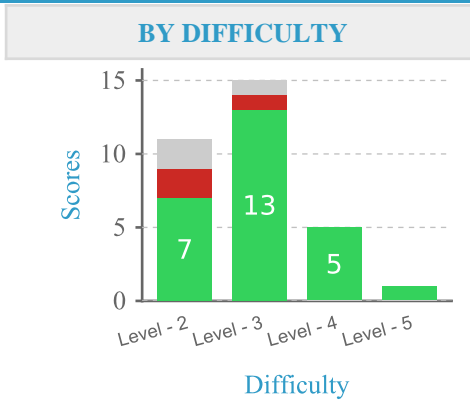


Category	Full Form	Correct	Wrong	Omit	Total	%Correct
Syms	Synonyms	17	0	0	17	100%
SWR	Single Word Response	10	0	0	10	100%
PWR	Paired Word Response	1	4	3	8	12%

Name	Student ISEE (#156773)
Test	Practice Test (2021) (#4553)
Date	2026-04-30 Session Id: 231593

Quantitative Reasoning — Performance Analysis Scores: 897/947

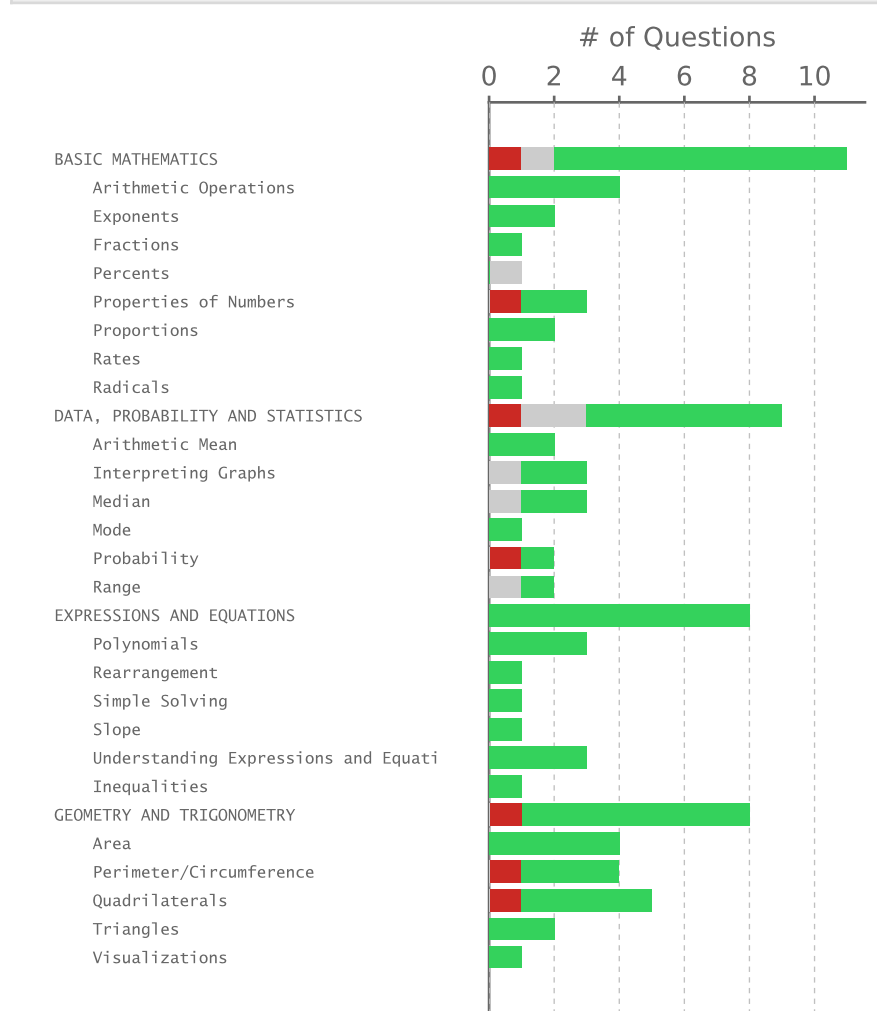
SCORE SUMMARY	
Questions	Score
Correct	26 (7E,13M,6H)
Incorrect	3 (2E,1M,0H)
Skipped	3 (2E,1M,0H)
Raw Score	26
% Correct	81%



QUESTIONS PERFORMANCE ANALYSIS

Question	Keys	Responses	Difficulty	Category	Topics
Quantitative Reasoning 26/32 81%					
1	A	+	3	Alg_c	Understanding Expressions and Equations
2	B	+	3	Alg_c	Rearrangement, Simple Solving
3	A	+	2	Num&O Per	Properties of Numbers, Arithmetic Operat
4	D	+	3	Meas	Triangles, Proportions
5	B	+	3	Alg_c	Understanding Expressions and Equations,
6	C	+	3	DAP	Arithmetic Mean
7	C	+	4	Meas	Quadrilaterals, Area, Perimeter/Circumfe
8	A	+	3	Alg_c	Interpreting Graphs
9	B	+	2	GEO	Triangles, Proportions
10	B	+	2	Num&O Per	Exponents, Fractions, Arithmetic Operati
11	A	+	2	Alg_c	Interpreting Graphs
12	D	+	3	DAP	Arithmetic Mean, Median, Mode
13	B	+	4	DAP	Probability
14	D	+	2	DAP	Range, Median
15	C	+	2	Num&O Per	Understanding Expressions and Equations
16	B	+	4	Num&O Per	Inequalities, Radicals, Exponents
17	D	+	4	Meas	Rates
18	A	+	5	GEO	Visualizations
19	C	+	4	Num&O Per	Arithmetic Operations
20	B	+	3	Meas	Quadrilaterals, Area, Perimeter/Circumfe
21	C	+	3	Num&O Per	Polynomials
22	B	+	3	Alg_c	Arithmetic Operations
23	A	+	2	GEO	Slope
24	D	+	3	Meas	Quadrilaterals, Area, Perimeter/Circumfe
25	A	+	3	Alg_c	Quadrilaterals, Area, Polynomials
26	B	+	3	Num&O Per	Properties of Numbers
27	A	B	3	Alg_c	Properties of Numbers
28	D	B	2	Alg_c	Quadrilaterals, Perimeter/Circumference
29	C	D	2	DAP	Probability
30	A		2	DAP	Interpreting Graphs, Median, Range
31	B		3	DAP	Data, Probability and Statistics
32	B		2	Num&O Per	Percents

TOPIC PERFORMANCE ANALYSIS

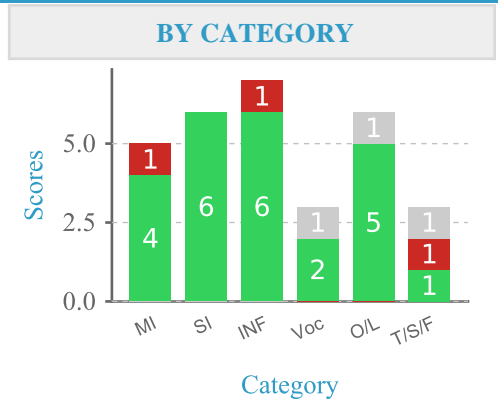
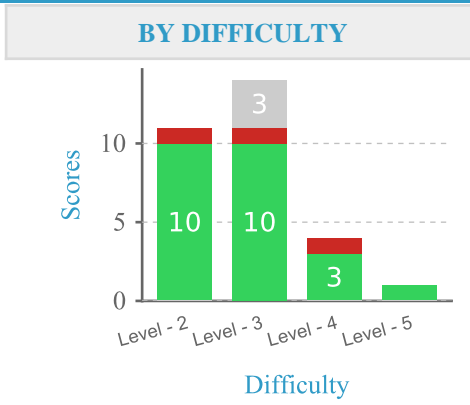


Category	Full Form	Correct	Wrong	Omit	Total	%Correct
Num&Ope	Numbers & Operator	7	0	1	8	88%
Alg_c	Algebraic Concepts	7	2	0	9	78%
GEO	Geometry	3	0	0	3	100%
Meas	Measurement	5	0	0	5	100%
DAP	Data Analysis and Probability	4	1	2	7	57%

Name	Student ISEE (#156773)
Test	Practice Test (2021) (#4553)
Date	2026-04-30 Session Id: 231593

Reading Comprehension — Performance Analysis Scores: 886/938

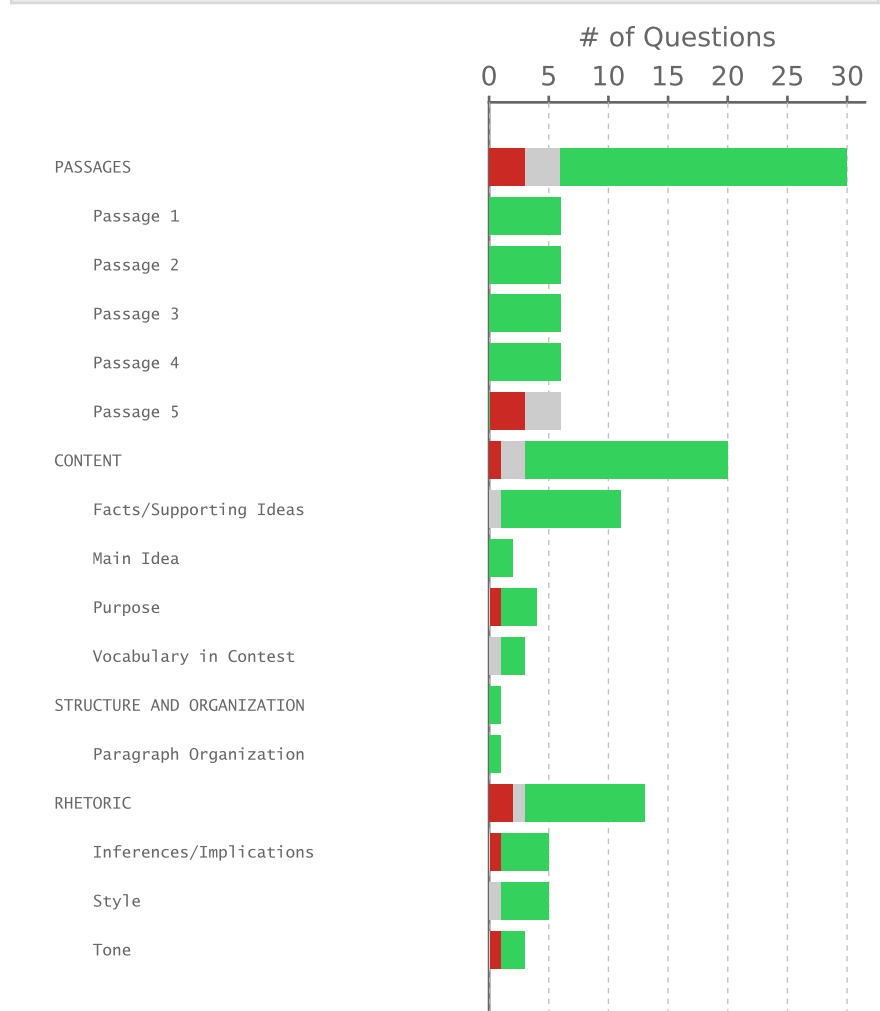
SCORE SUMMARY	
Questions	Score
Correct	24 (10E,10M,4H)
Incorrect	3 (1E,1M,1H)
Skipped	3 (0E,3M,0H)
Raw Score	24
% Correct	80%



QUESTIONS PERFORMANCE ANALYSIS

Question	Keys	Responses	Difficulty	Category	Topics
Reading Comprehension 24/30 80%					
1	B	+	2	MI	Passage 1, Purpose
2	C	+	3	Voc	Passage 1, Vocabulary in Contest
3	C	+	3	SI	Passage 1, Facts/Supporting Ideas
4	C	+	2	SI	Passage 1, Facts/Supporting Ideas, Style
5	B	+	2	INF	Passage 1, Inferences/Implications
6	B	+	2	INF	Passage 1, Facts/Supporting Ideas
7	D	+	3	MI	Passage 2, Main Idea
8	A	+	3	INF	Passage 2, Inferences/Implications
9	B	+	3	O/L	Passage 2, Paragraph Organization, Style
10	D	+	2	SI	Passage 2, Facts/Supporting Ideas
11	D	+	2	INF	Passage 2, Tone
12	B	+	2	SI	Passage 2, Facts/Supporting Ideas
13	A	+	4	MI	Passage 3, Purpose
14	B	+	3	Voc	Passage 3, Vocabulary in Contest
15	C	+	4	O/L	Passage 3, Style
16	B	+	5	SI	Passage 3, Facts/Supporting Ideas
17	B	+	2	T/S/F	Passage 3, Tone
18	A	+	4	O/L	Passage 3, Purpose
19	C	+	3	MI	Passage 4, Main Idea
20	D	+	3	INF	Passage 4, Facts/Supporting Ideas
21	D	+	3	INF	Passage 4, Facts/Supporting Ideas, Infer
22	D	+	2	SI	Passage 4, Facts/Supporting Ideas
23	B	+	3	O/L	Passage 4, Style
24	C	+	2	O/L	Passage 4, Facts/Supporting Ideas, Infer
25	B	A	2	MI	Passage 5, Purpose
26	C	B	3	T/S/F	Passage 5, Tone
27	D	C	4	INF	Passage 5, Inferences/Implications
28	A		3	T/S/F	Passage 5, Style
29	C		3	O/L	Passage 5, Facts/Supporting Ideas
30	A		3	Voc	Passage 5, Vocabulary in Contest

TOPIC PERFORMANCE ANALYSIS



Category	Full Form	Correct	Wrong	Omit	Total	%Correct
MI	Main Ideas	4	1	0	5	80%
SI	Supporting Ideas	6	0	0	6	100%
INF	Inference	6	1	0	7	86%
Voc	Vocabulary	2	0	1	3	67%
O/L	Organization/Logic	5	0	1	6	83%
T/S/F	Tone/Style/Figurative	1	1	1	3	33%

Name	Student ISEE (#156773)
Test	Practice Test (2021) (#4553)
Date	2026-04-30 Session Id: 231593

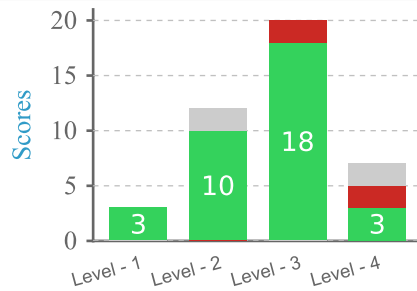
Mathematics Achievement — Performance Analysis

Scores: 900/951

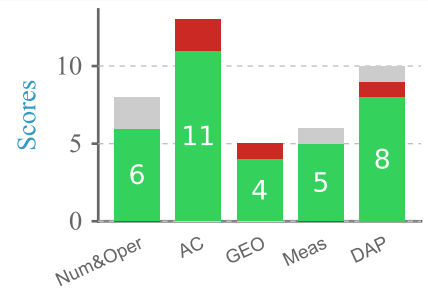
SCORE SUMMARY

Questions	Score
Correct	34 (13E,18M,3H)
Incorrect	4 (0E,2M,2H)
Skipped	4 (2E,0M,2H)
Raw Score	34
% Correct	81%

BY DIFFICULTY



BY CATEGORY



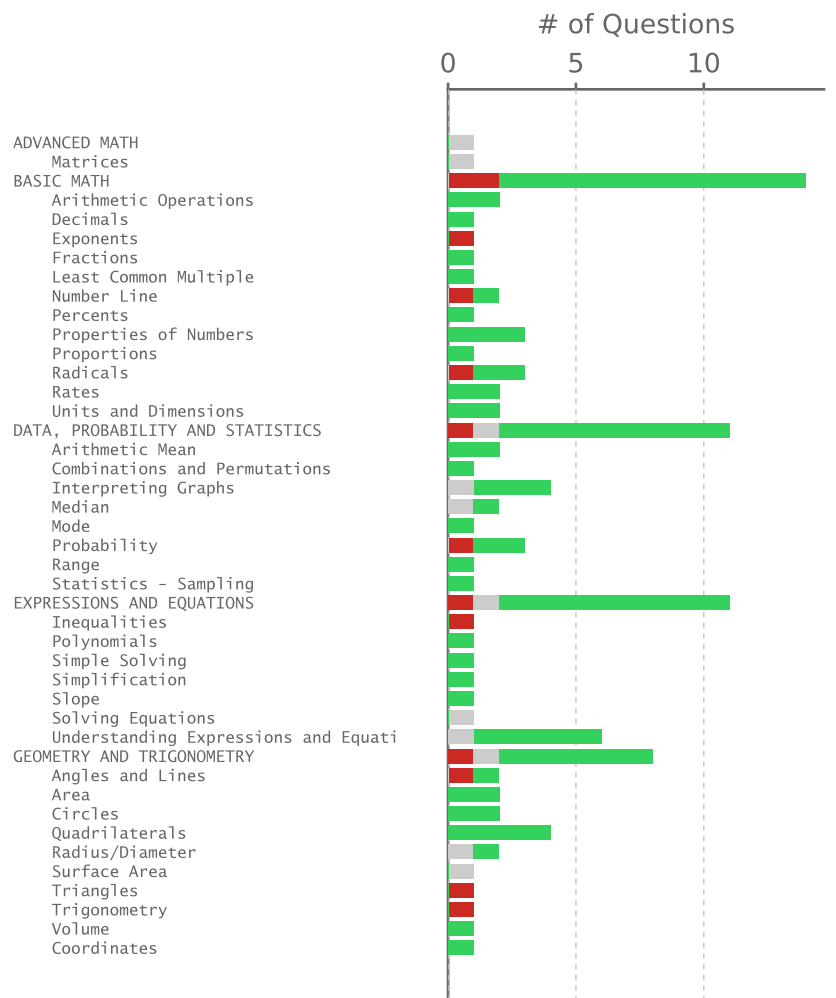
Difficulty

Category

QUESTIONS PERFORMANCE ANALYSIS

Question	Keys	Responses	Difficulty	Category	Topics
Mathematics Achievement 34/42 81%					
1	A	+	3	Meas	Quadrilaterals, Area
2	D	+	3	DAP	Probability
3	C	+	3	Num&Oper	Arithmetic Operations
4	A	+	2	Num&Oper	Properties of Numbers, Decimals, Percent
5	D	+	1	AC	Understanding Expressions and Equations
6	D	+	3	AC	Understanding Expressions and Equations,
7	B	+	3	Num&Oper	Radicals, Arithmetic Operations
8	C	+	2	DAP	Interpreting Graphs, Median
9	A	+	2	AC	Rates
10	B	+	3	DAP	Arithmetic Mean
11	A	+	3	DAP	Mode
12	D	+	3	Num&Oper	Least Common Multiple
13	D	+	2	AC	Understanding Expressions and Equations
14	C	+	3	AC	Simplification
15	C	+	3	AC	Understanding Expressions and Equations,
16	D	+	2	AC	Polynomials
17	B	+	2	AC	Slope
18	C	+	3	GEO	Circles, Radius/Diameter
19	B	+	3	DAP	Statistics - Sampling
20	A	+	3	GEO	Quadrilaterals, Angles and Lines
21	B	+	3	AC	Combinations and Permutations
22	D	+	4	GEO	Quadrilaterals, Coordinates
23	D	+	3	AC	Understanding Expressions and Equations,
24	C	+	3	Num&Oper	Properties of Numbers
25	B	+	4	DAP	Interpreting Graphs, Arithmetic Mean
26	D	+	2	AC	Number Line, Inequalities
27	B	+	4	DAP	Probability
28	A	+	3	Meas	Rates, Units and Dimensions
29	B	+	2	GEO	Proportions
30	A	+	1	Meas	Units and Dimensions
31	C	+	2	Num&Oper	Radicals, Properties of Numbers
32	C	+	3	Meas	Circles, Quadrilaterals, Area
33	B	+	2	Meas	Volume
34	B	+	1	DAP	Interpreting Graphs, Range
35	A	B	3	DAP	Probability
36	B	C	4	AC	Exponents, Radicals
37	A	D	4	GEO	Triangles, Angles and Lines, Trigonometr
38	A	B	3	AC	Number Line, Inequalities
39	C		4	DAP	Interpreting Graphs, Median
40	D		4	Num&Oper	Understanding Expressions and Equations,
41	A		2	Num&Oper	Matrices
42	A		2	Meas	Surface Area, Radius/Diameter

TOPIC PERFORMANCE ANALYSIS



Category	Full Form	Correct	Wrong	Omit	Total	%Correct
Num&Ope	Numbers & Operators	6	0	2	8	75%
AC	Algebraic Concepts	11	2	0	13	85%
GEO	Geometry	4	1	0	5	80%
Meas	Measurement	5	0	1	6	83%
DAP	Data Analysis and Probability	8	1	1	10	80%