

Name	Sample Report ( #156663 )
Test	Practice Test 6 ( #5568 )
Date	2026-04-16 <b>Session Id:</b> 231260

## Socrato

### Big Picture — Your Scores, Practice History, and Trends

Total Summary	
Score Type	<b>Total</b> 400-1600
Current Score	<b>1280</b>
Points to Improve	<b>+320</b>

ACT Equivalent
1-36
<b>27*</b>
<small>*Source: 2018 ACT/SAT concordance table.</small>

Section Summary		
Score Type	<b>Read/Write (Mod1 &amp; Mod2)</b> 200-800	<b>Math (Mod1 &amp; Mod2)</b> 200-800
Current Score	<b>640</b>	<b>640</b>
Points to Improve	<b>+160</b>	<b>+160</b>

Practice Summary				
Date	Test	Reading & Writing	Math	Total
		200-800	200-800	400-1600
2026-04-16	Bluebook Practice Test 6 - Easy - Bluebook Easy	640	640	1280
Best		<b>640</b>	<b>640</b>	<b>1280</b>

### Notes

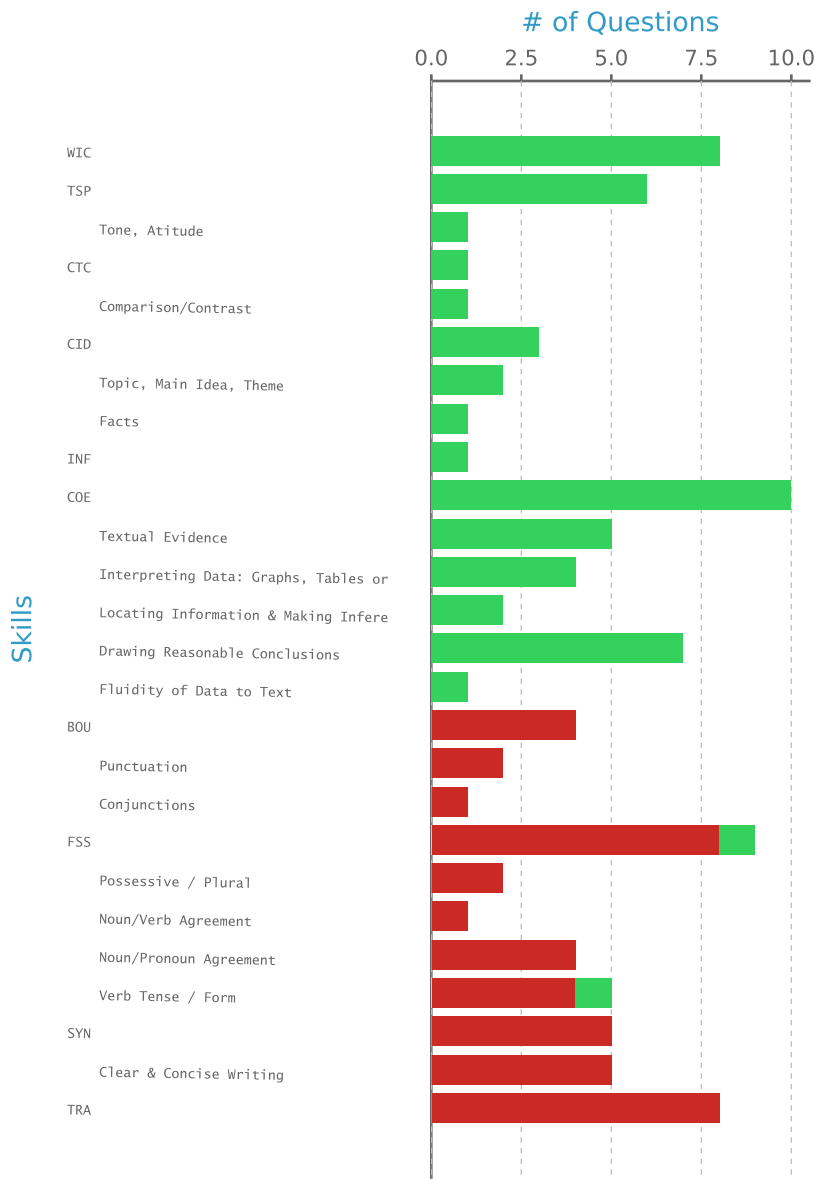
Name	Sample Report ( #156663 )
Test	Practice Test 6 ( #5568 )
Date	2026-04-16 Session Id: 231260

Read/Write (Mod1 & Mod2) — Analysis Score: 640/800 Percentile:88

Question-Level Performance Analysis

Question	Keys	Responses	Difficulty	Domain	Skills	Sub-Skills
<b>Read/Write Module1 15/27 56%</b>						
1	D	+	2	CS	WIC	
2	D	+	3	CS	WIC	
3	D	+	2	CS	WIC	
4	B	+	4	CS	WIC	
5	C	+	2	CS	TSP	
6	C	+	3	CS	TSP	
7	B	+	4	CS	TSP	
8	B	+	3	IAI	CTC	Comparison/Contrast
9	A	+	4	IAI	CID	Topic, Main Idea, Theme
10	B	+	3	IAI	COE	Interpreting Data: Graphs, Tables or Cha
11	C	+	3	IAI	COE	Textual Evidence, Drawing Reasonable
12	B	+	3	IAI	COE	Interpreting Data: Graphs, Tables or Cha
13	B	+	4	IAI	COE	Textual Evidence, Locating Information
14	A	+	3	IAI	COE	Locating Information & Making
15	B	+	3	IAI	INF	
16	B	A	2	SEC	BOU	
17	D	A	3	SEC	FSS	Verb Tense / Form, Noun/Pronoun
18	B	A	3	SEC	FSS	Noun/Pronoun Agreement, Punctuation
19	B	A	3	SEC	FSS	Verb Tense / Form
20	D	A	3	SEC	FSS	Possessive / Plural, Noun/Pronoun
21	A	B	4	EOI	BOU	
22	D	A	2	EOI	TRA	
23	D	A	3	EOI	TRA	
24	D	A	3	EOI	TRA	
25	C	A	3	EOI	TRA	
26	A	B	3	EOI	SYN	Clear & Concise Writing
27	C	A	2	EOI	SYN	Clear & Concise Writing
<b>Read/Write Module2 15/27 56%</b>						
1	A	+	2	CS	WIC	
2	C	+	2	CS	WIC	
3	C	+	2	CS	WIC	
4	A	+	3	CS	WIC	
5	C	+	2	CS	TSP	
6	C	+	3	CS	TSP	
7	A	+	2	IAI	TSP	Tone, Attitude
8	D	+	2	IAI	CID	Topic, Main Idea, Theme
9	D	+	3	IAI	CID	Facts
10	A	+	2	IAI	COE	Interpreting Data: Graphs, Tables or Cha
11	D	+	3	IAI	COE	Textual Evidence, Drawing Reasonable
12	A	+	3	IAI	COE	Interpreting Data: Graphs, Tables or Cha
13	D	+	4	IAI	COE	Textual Evidence, Drawing Reasonable
14	A	+	3	IAI	COE	Textual Evidence, Drawing Reasonable
15	A	+	2	SEC	FSS	Verb Tense / Form
16	A	B	2	SEC	FSS	Verb Tense / Form
17	A	B	2	SEC	FSS	Noun/Pronoun Agreement
18	D	B	2	SEC	FSS	Verb Tense / Form, Noun/Verb
19	B	A	4	SEC	FSS	Possessive / Plural
20	C	B	3	SEC	BOU	Punctuation, Conjunctions
21	C	B	2	EOI	TRA	
22	C	B	2	EOI	TRA	
23	C	B	3	EOI	TRA	
24	D	B	3	EOI	TRA	
25	B	A	2	EOI	SYN	Clear & Concise Writing
26	D	B	3	EOI	SYN	Clear & Concise Writing
27	B	A	3	EOI	SYN	Clear & Concise Writing

Skills & Sub-Skills Performance Analysis



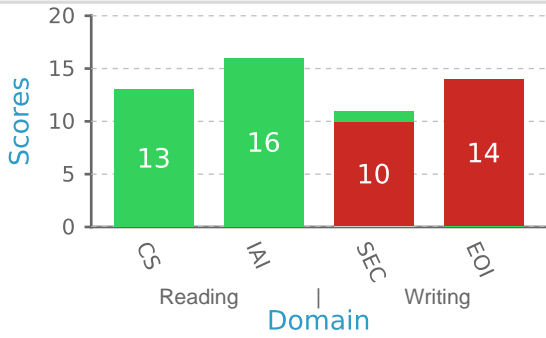
Subject	Domain	Correct	Wrong	Omit	Total	%Correct
R						
	CS	13	0	0	13	100%
	IAI	16	0	0	16	100%
W						
	SEC	1	10	0	11	9%
	EOI	0	14	0	14	0%

Genre	Correct	Wrong	Omit	Total	%Correct
Fiction	1	0	0	1	100%
History / Social Sciences	6	2	0	8	75%
Poetry/Lyrics	1	0	0	1	100%
Fiction	2	0	0	2	100%
Natural Science	9	7	0	16	56%
Natural Science	1	2	0	3	33%
Humanities	1	2	0	3	33%
Nonfiction / Prose	0	1	0	1	0%
Nonfiction / Prose	1	2	0	3	33%
History / Social Sciences	8	8	0	16	50%

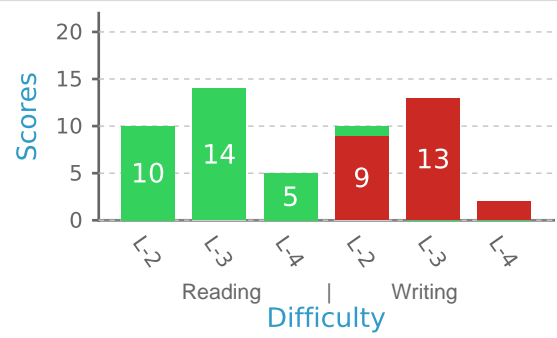
Name	Sample Report ( #156663 )
Test	Practice Test 6 ( #5568 )
Date	2026-04-16 <b>Session Id:</b> 231260

## Read/Write (Mod1 & Mod2) — Analysis by Domain, Difficulty & Skills

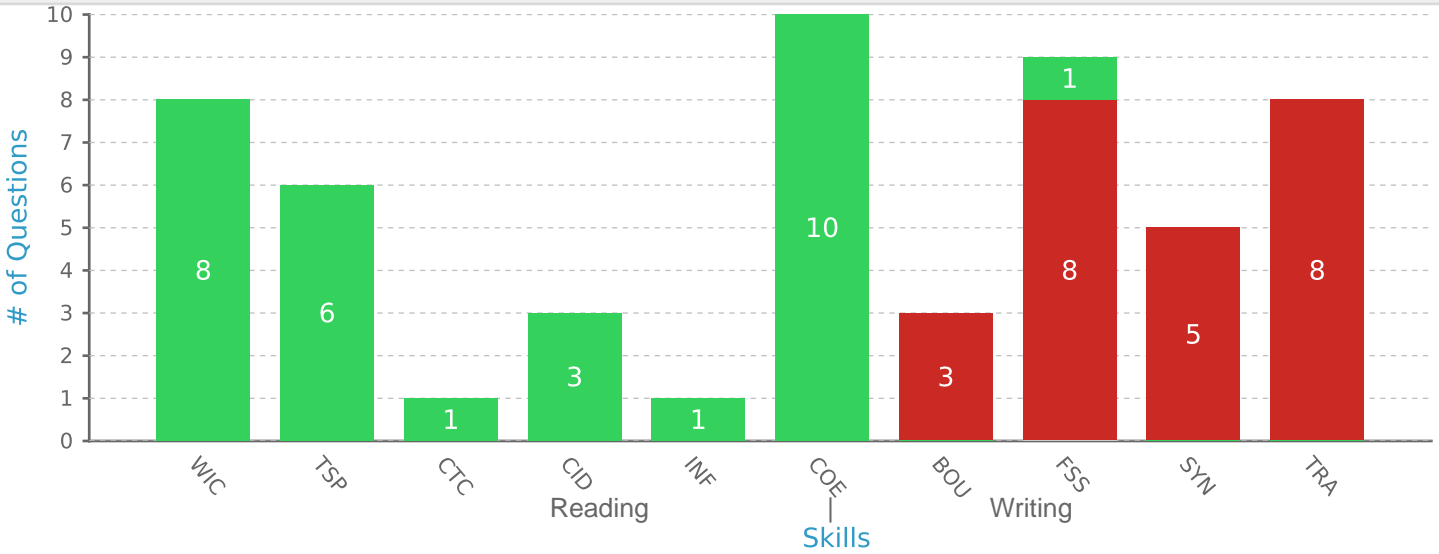
### Performance by Domain



### Performance by Difficulty



### Performance by Skills



### Read/Write (Mod1 & Mod2) — Abbreviations

	Domain		Skills	
	Abbreviation	Description	Abbreviation	Description
R	CS	Craft and Structure	WIC	Words in Context
			TSP	Test Structure and Purpose
	IAI	Information and Ideas	CTC	Cross-Test Connections
			CID	Central Ideas and Details
			INF	Inferences
			COE	Command of Evidence
W	SEC	Standard English Conventions	BOU	Boundaries
			FSS	Form, Structure, and Sense
	EOI	Expression of Ideas	SYN	Rhetorical Synthesis
			TRA	Transitions

Name	Sample Report ( #156663 )
Test	Practice Test 6 ( #5568 )
Date	2026-04-16 Session Id: 231260

**Math (Mod1 & Mod2) — Analysis**      **Score: 640/800**      **Percentile:89**

**Question-Level Performance Analysis**

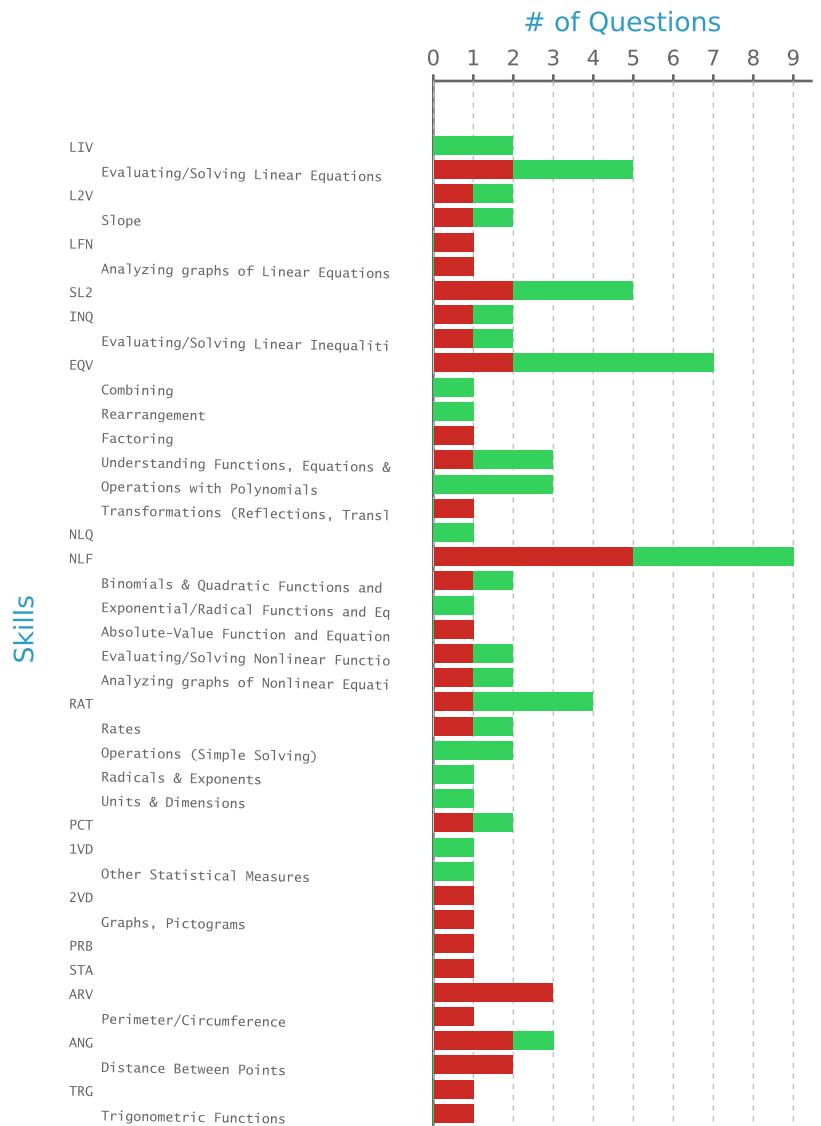
Question	Keys	Responses	Difficulty	Domain	Skills	Sub-Skills
<b>Math Module1</b>						
			<b>11/22</b>			<b>50%</b>
1	A	+	2	PSD	RAT	Rates , Operations (Simple Solving)
2	D	+	2	ALG	L2V	Slope
3	B	+	2	ADV.M	EQV	Understanding Functions, Equations &
4	B	+	2	ALG	SL2	Evaluating/Solving Linear Equations in 2
5	B	+	2	PSD	1VD	Other Statistical Measures
6	A	+	2	ALG	EQV	Understanding Functions, Equations &
7	A	+	2	ADV.M	EQV	Rearrangement
8	C	+	3	ADV.M	NLF	Exponential/Radical Functions and
9	B	+	3	ADV.M	EQV	Combining, Operations with Polynomials
10	18	+	3	ADV.M	NLF	Binomials & Quadratic Functions and
11	B	+	3	ADV.M	RAT	Radicals & Exponents, Operations
12	C	B	3	ALG	SL2	Evaluating/Solving Linear Equations in 2
13	D	B	3	ADV.M	NLF	Binomials & Quadratic Functions and
14	4	5	4	PSD	2VD	Graphs, Pictograms
15	D	B	3	GEO+	ARV	Perimeter/Circumference
16	A	B	4	PSD	NLF	Analyzing graphs of Nonlinear Equations
17			4	GEO+	TRIG	Trigonometric Functions
18	3928...3	B	2	ADV.M	EQV	Factoring, Understanding Functions,
19	54	5	4	GEO+	ANG	Distance Between Points
20	336	5	4	ADV.M	NLF	Evaluating/Solving Nonlinear Functions
21	79	5	4	PSD	PCT	
22	A	B	4	GEO+	EQV	Transformations (Reflections, Translati

<b>Math Module2</b>							
			<b>11/22</b>			<b>50%</b>	
1	B	+	2	PSD	RAT	Units & Dimensions, Operations with	
2	B	+	2	ALG	LIV	Evaluating/Solving Linear Equations in 1	
3	B	+	2	PSD	PCT		
4	A	+	2	GEO+	ANG		
5	A	+	2	ALG	LIV	Evaluating/Solving Linear Equations in 1	
6	3	+	2	ADV.M	NLF	Analyzing graphs of Nonlinear Equations	
7	B	+	2	ALG	SL2	Evaluating/Solving Linear Equations in 2	
8	D	+	2	ADV.M	NLF	Evaluating/Solving Nonlinear Functions	
9	6	+	2	ALG	SL2	Evaluating/Solving Linear Equations in 2	
10	D	+	2	ALG	INQ	Evaluating/Solving Linear Inequalities	
11	C	+	2	ADV.M	NLQ		
12	D	B	2	ADV.M	NLF	Absolute-Value Function and Equations	
13	C	B	2	ALG	ANG	Distance Between Points	
14	20	5	2	ALG	LFN	Analyzing graphs of Linear Equations or	
15	D	B	3	PSD	PRB		
16	774	5	3	ALG	RAT	Rates	
17	D	B	3	ADV.M	NLF		
18	C	B	3	GEO+	ARV		
19			5	3	ALG	L2V	Slope
20	14.66,14 .67,44/3	5	4	GEO+	ARV		
21	D	B	3	TRIG	INQ	Evaluating/Solving Linear Inequalities	
22	C	B	3	ALG	SL2	Evaluating/Solving Linear Equations in 2	

**Domain-Wise Question Distribution**

Subject	Domain	Correct	Wrong	Omit	Total	%Correct
Math						
	ALG	8	7	0	15	53%
	ADV.M	9	5	0	14	64%
	PSD	4	4	0	8	50%
	GEO+TRIG	1	6	0	7	14%

**Skills & Sub-Skills Performance Analysis**



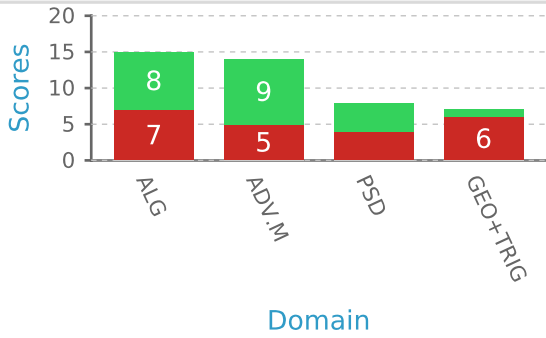
**Math - Response Type Analysis**

Response Type	Correct	Wrong	Omit	Total	%Correct
Numerical	1	3	0	4	25%
Textual	0	1	0	1	0%
Tabular	1	0	0	1	100%
Coordinate	0	1	0	1	0%
Equation/Expression	4	0	0	4	100%
Numerical	10	14	0	24	42%
Textual	0	1	0	1	0%
Equation/Expression	6	2	0	8	75%

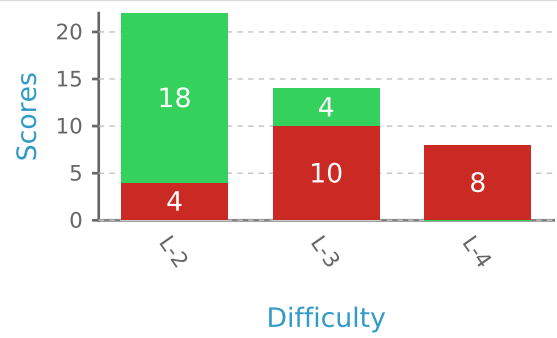
Name	Sample Report ( #156663 )
Test	Practice Test 6 ( #5568 )
Date	2026-04-16 Session Id: 231260

## Math (Mod1 & Mod2) — Analysis by Domain, Difficulty & Skills

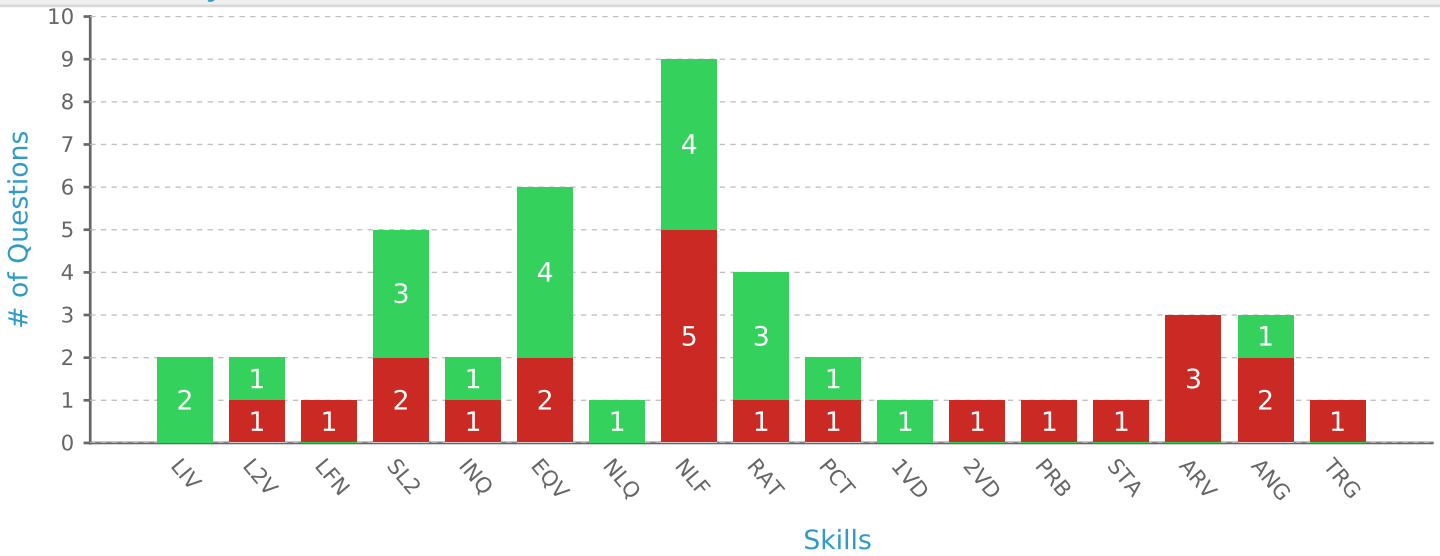
### Performance by Domain



### Performance by Difficulty



### Performance by Skills



### Math (Mod1 & Mod2) — Abbreviations

Math	Domain		Skills	
	Abbreviation	Full Name	Abbreviation	Full Name
Math	ALG	Algebra	LIV	Linear equations in one variable
			L2V	Linear equations in two variables
			LFN	Linear functions
			SL2	Systems of two linear equations in two variables
			INQ	Linear inequalities in one or two variables
Math	ADV.M	Advanced Math	EQV	Equivalent expressions
			NLQ	Nonlinear equations in one variable and systems of equations in
			NLF	Nonlinear functions
Math	PSD	Problem Solving and Data	RAT	Ratios, rates, proportional relationships, and units
			PCT	Percentages
			1VD	One-variable data: distributions and measures of center and spre
			2VD	Two-variable data: models and scatterplots
			PRB	Probability and conditional probability
Math	GEO+TRIG	Geometry and Trigonometry	STA	Inference from sample statistics and margin of error
			ARV	Area and volume
			ANG	Lines, angles, and triangles
			TRG	Right triangles and trigonometry