

Socrato Digital SAT vs. ACT Predictor Test

Comparison Summary

Digital SAT out 1600	You Scored Better on the SAT	ACT out 36
1500 ACT Equivalent: 34		22 SAT Equivalent: 1080
Percentile: 90		Percentile: 55

SAT Scaled Score	R/W (Module1 & Module2) 800/800	Math (Module1 & Module2) 700/800
------------------	------------------------------------	-------------------------------------

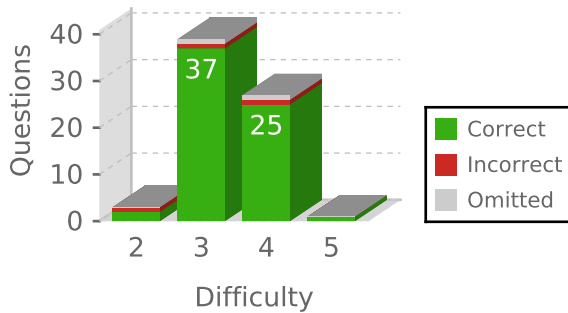
ACT Scaled Score	English 20/36	Reading 31/36	Math 1/36	Science 35/36
------------------	------------------	------------------	--------------	------------------

SAT - The SAT score is calculated by adding the scale score of Reading/Writing modules 1 & 2 and Math modules 1 & 2.

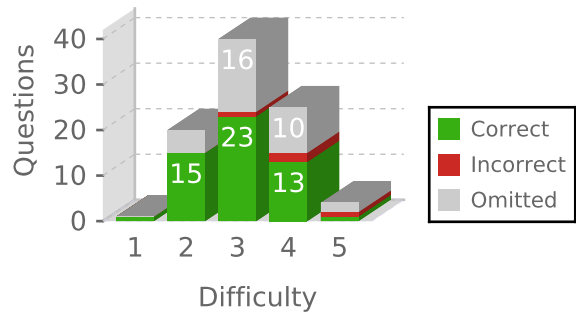
ACT - The ACT composite score is calculated by taking the average of the four sections. Composite scores are always rounded to the nearest whole number.

Overview by Difficulty

SAT



ACT



SAT	Questions Overview (Easy, Medium, Hard)
Math (Module1)	13/15 86% correct (2E,10M,1H)
Math (Module2)	12/15 80% correct (0E,5M,7H)
R/W(Module1)	20/20 100% correct (0E,10M,10H)
R/W(Module2)	20/20 100% correct (0E,12M,8H)

ACT	Questions Overview (Easy, Medium, Hard)
ACT English	17/20 85% correct (3E,9M,5H)
ACT Reading	17/20 85% correct (7E,6M,4H)
ACT Math	0/30 0% correct (0E,0M,0H)
ACT Science	19/20 95% correct (6E,8M,5H)

Notes/Feedback

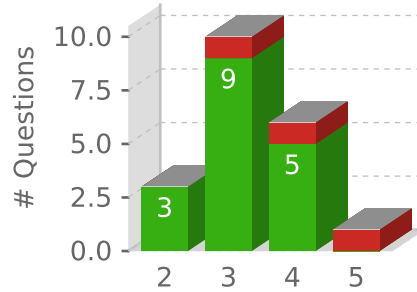
Socrato Digital SAT vs. ACT Predictor Test

Section Summary — ACT English

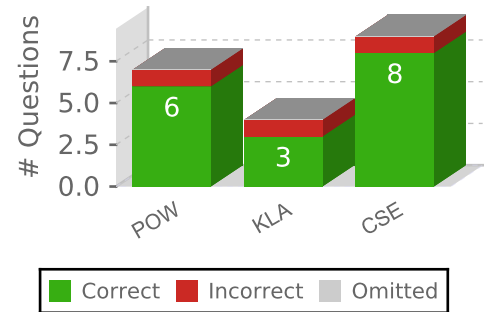
Score Summary

Score	20
Correct	17 (3E,9M,5H)
Incorrect	3 (0E,1M,2H)
Skipped	0 (0E,0M,0H)
% Correct	85%

By Difficulty



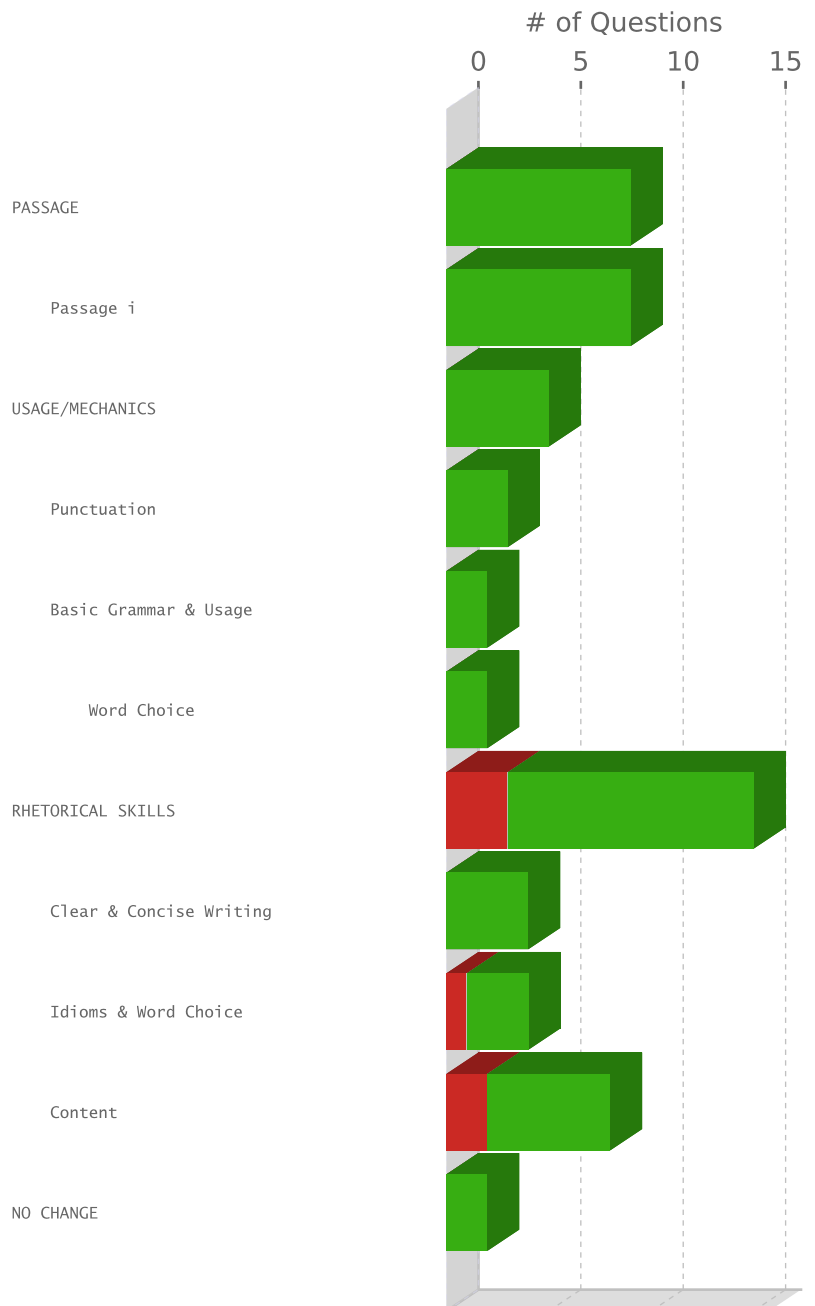
By Category



Responses

Question	Correct Answer	Response	Answer	Difficulty	Category	Topics
1	✓	+	D	3	CSE	Punctuation
2	✓	+	F	2	KLA	Clear & Concise Writing, Passage i
3	✓	+	D	3	KLA	Clear & Concise Writing, Passage i
4	✓	+	H	4	CSE	Idioms & Word Choice, Passage i
5	✓	+	B	4	POW	Clear & Concise Writing, Content,
6	✓	+	H	2	CSE	Passage i, Word Choice
7	✓	+	A	3	POW	Clear & Concise Writing, No Change,
8	✓	+	G	3	CSE	Passage i, Punctuation
9	✓	+	C	4	POW	Content, Passage i
10	✓	+	F	3	CSE	Content, No Change, Passage i
11	✓	+	B	3	CSE	Content
12	✓	+	F	3	POW	Word Choice
13	✓	+	B	3	POW	Idioms & Word Choice
14	✓	+	J	2	CSE	Punctuation
15	✓	+	B	3	CSE	Idioms & Word Choice
16	✗	H	J	4	CSE	Content
17	✓	+	C	4	POW	Content
18	✗	J	G	3	KLA	Idioms & Word Choice
19	✓	+	B	4	KLA	Content
20	✗	G	H	5	POW	Content

Performance By Topic



Category	Description
CSE	Conventions of Standard English
KLA	Knowledge of Language
POW	Product of Writing

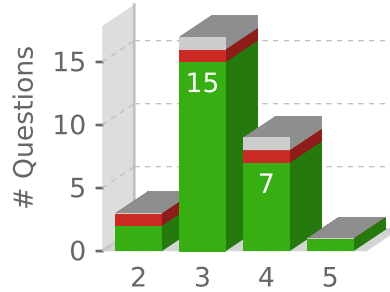
Socrato Digital SAT vs. ACT Predictor Test

Section Summary — SAT Math (Module1 & Module2)

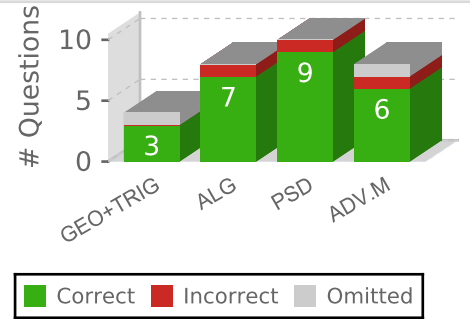
Score Summary

Score	700
Correct	25 (2E,15M,8H)
Incorrect	3 (1E,1M,1H)
Skipped	2 (0E,1M,1H)
% Correct	83%

By Difficulty



By Category



Responses

Question	Correct Answer	Response	Answer	Difficulty	Category	Topics
----------	----------------	----------	--------	------------	----------	--------

SAT Math (Module1)

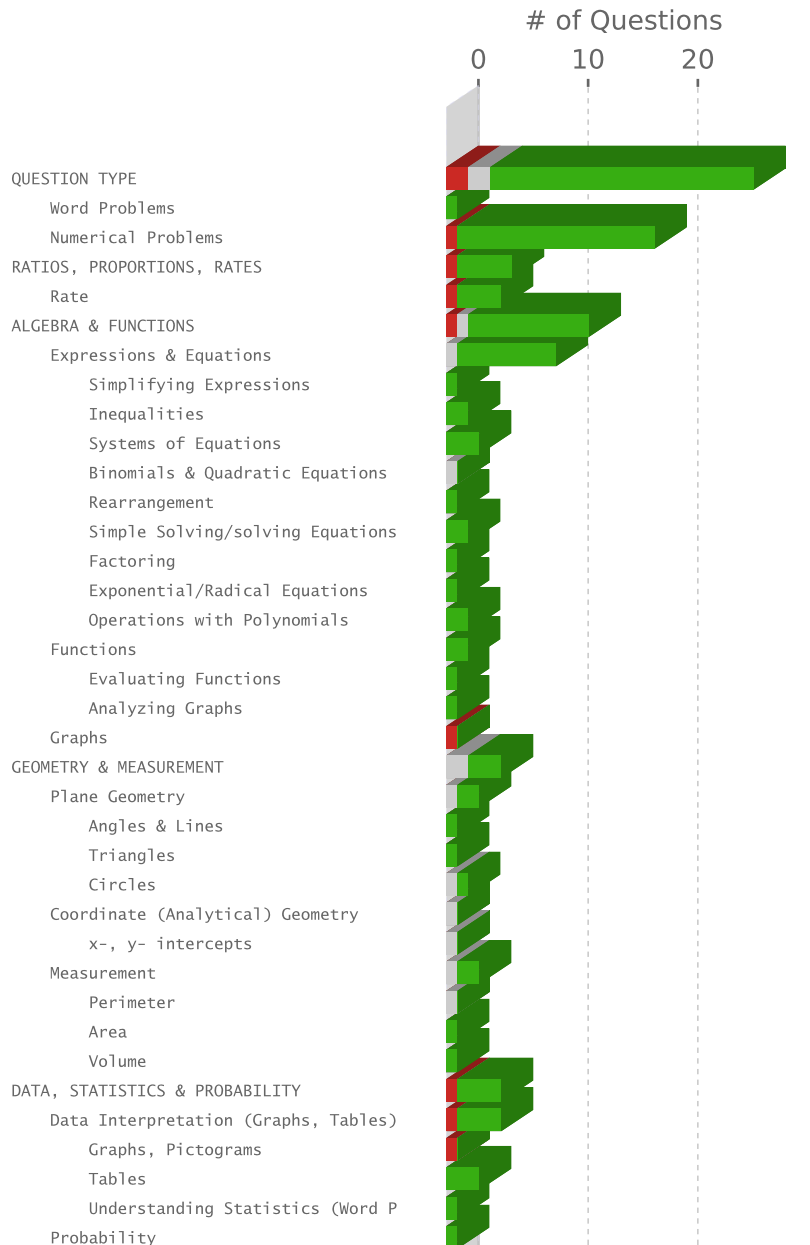
Question	Correct Answer	Response	Answer	Difficulty	Category	Topics
1	✓	+	A	2	PSD	Numerical Problems
2	✗	C	B	2	ALG	Graphs, Word Problems
3	✗	D	A	3	PSD	Graphs, Pictograms
4	✓	+	B	3	ALG	Evaluating Functions, Word Problems
5	✓	+	D	3	PSD	Numerical Problems, Rate
6	✓	+	D	3	ALG	Word Problems
7	✓	+	16	2	PSD	Numerical Problems
8	✓	+	144	3	GEO+TRIG	Angles & Lines, Circles, Numerical
9	✓	+	C	3	ALG	Operations with Polynomials, Word
10	✓	+	B	3	GEO+TRIG	Numerical Problems, Ratios,
11	✓	+	A	3	PSD	Numerical Problems, Rate
12	✓	+	9/22	3	PSD	Numerical Problems, Rate
13	✓	+	3	4	PSD	Numerical Problems, Rate, Tables
14	✓	+	C	3	ALG	Numerical Problems, Probability,
15	✓	+	B	3	GEO+TRIG	Area, Numerical Problems, Triangles

SAT Math (Module2)

Question	Correct Answer	Response	Answer	Difficulty	Category	Topics
1	✓	+	A	3	ALG	Rearrangement, Word Problems
2	✓	+	A	3	ALG	Inequalities, Systems of Equations,
3	✓	+	C	3	PSD	Numerical Problems, Tables
4	-	-	B	3	GEO+TRIG	Circles, Perimeter, Word Problems
5	✓	+	B	3	ADV.M	Factoring, Numerical Problems,
6	✓	+	D	3	ADV.M	Exponential/Radical Equations,
7	-	-	D	4	ADV.M	Binomials & Quadratic Equations,
8	✓	+	A	4	ALG	Inequalities, Systems of Equations,
9	✓	+	C	4	ADV.M	Numerical Problems, Systems of
10	✓	+	12	4	ADV.M	Numerical Problems, Simplifying
11	✗	50	48	4	ADV.M	Numerical Problems, Rate
12	✓	+	B	4	PSD	Numerical Problems, Understanding
13	✓	+	D	4	ADV.M	Operations with Polynomials, Word
14	✓	+	B	4	ADV.M	Analyzing Graphs, Numerical
15	✓	+	D	5	PSD	Numerical Problems

Category	Description
PSD	Problem-Solving and Data Analysis
ALG	Algebra & Functions
GEO+TRIG	Geometry and Trigonometry
ADV.M	Advance Math

Performance By Topic



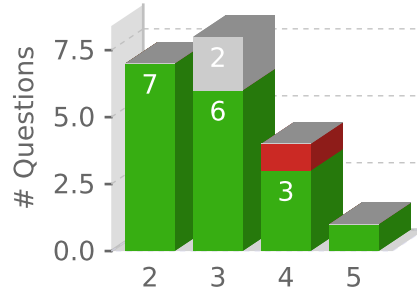
Socrato Digital SAT vs. ACT Predictor Test

Section Summary — ACT Reading

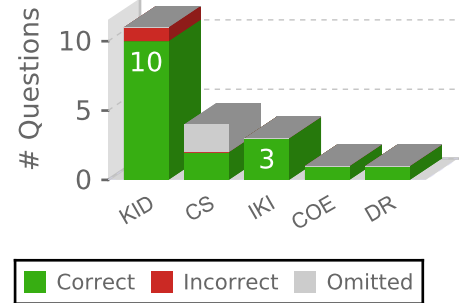
Score Summary

Score	31
Correct	17 (7E,6M,4H)
Incorrect	1 (0E,0M,1H)
Skipped	2 (0E,2M,0H)
% Correct	85%

By Difficulty



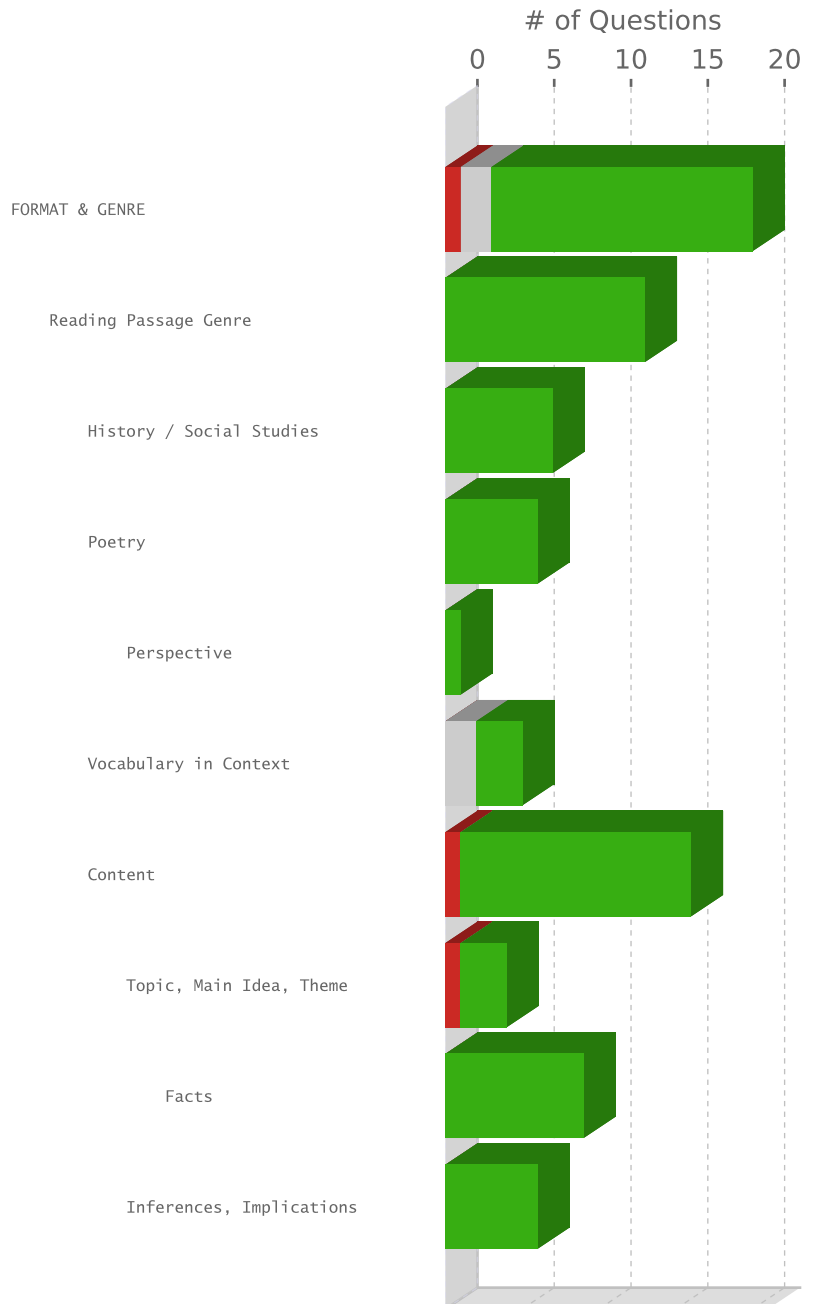
By Category



Responses

Question	Correct Answer	Response	Answer	Difficulty	Category	Topics
1	✓	+	C	2	COE	History / Social Studies, Perspective
2	✓	+	F	2	CS	History / Social Studies, Inferences,
3	✓	+	B	3	KID	Facts, History / Social Studies
4	✓	+	J	3	KID	Facts, History / Social Studies
5	✓	+	C	2	IKI	Facts, History / Social Studies,
6	✓	+	H	2	IKI	History / Social Studies, Inferences,
7	✓	+	D	2	KID	Facts, History / Social Studies
8	✓	+	C	2	KID	Inferences, Implications
9	✓	+	F	3	CS	Vocabulary in Context
10	✓	+	C	3	KID	Topic, Main Idea, Theme
11	✓	+	F	3	KID	Inferences, Implications
12	-		D	3	CS	Vocabulary in Context
13	-		G	3	CS	Vocabulary in Context
14	✗		C	4	KID	Topic, Main Idea, Theme
15	✓	+	H	4	KID	Poetry, Topic, Main Idea, Theme
16	✓	+	B	4	IKI	Facts, Inferences, Implications, Poetry
17	✓	+	F	3	KID	Facts, Poetry
18	✓	+	C	2	KID	Facts, Poetry, Topic, Main Idea,
19	✓	+	J	4	DR	Facts, Poetry, Vocabulary in Context
20	✓	+	C	5	KID	Facts, Inferences, Implications, Poetry

Performance By Topic



Category	Description
COE	Command of Evidence
CS	Craft and structure
KID	Key Ideas & Details
IKI	Integration of Knowledge & Ideas
DR	Data Representation

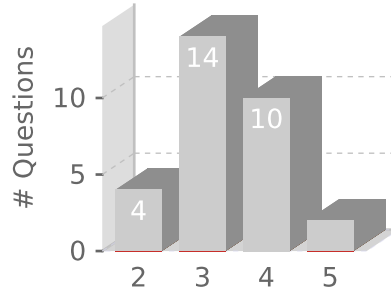
Socrato Digital SAT vs. ACT Predictor Test

Section Summary — ACT Math

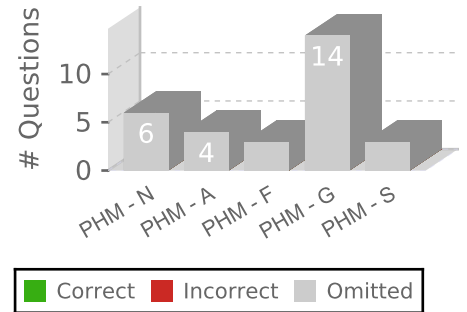
Score Summary

Score	1
Correct	0 (0E,0M,0H)
Incorrect	0 (0E,0M,0H)
Skipped	30 (4E,14M,12H)
% Correct	0%

By Difficulty



By Category

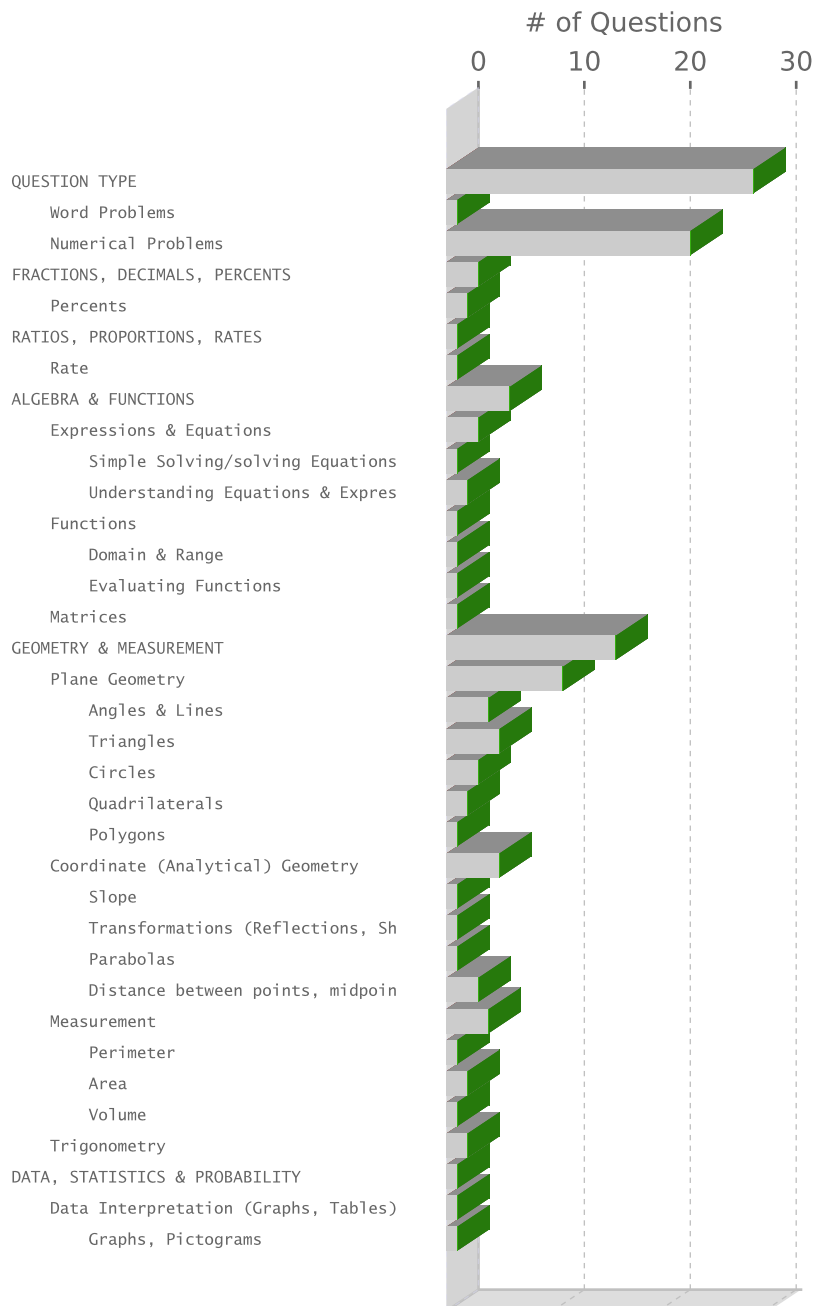


Responses

Question	Correct Answer	Response	Answer	Difficulty	Category	Topics
1	—		D	3	PHM - S	Numerical Problems
2	—		H	3	PHM - A	Numerical Problems
3	—		B	3	PHM - N	Numerical Problems
4	—		K	3	PHM - N	Numerical Problems, Percents
5	—		D	4	PHM - N	Matrices, Numerical Problems
6	—		G	2	PHM - N	Numerical Problems
7	—		D	3	PHM - A	Understanding Equations &
8	—		H	4	PHM - F	Simple Solving/solving Equations,
9	—		A	3	PHM - G	Area, Circles, Numerical Problems
10	—		J	3	PHM - G	Numerical Problems,
11	—		D	4	PHM - N	Numerical Problems, Rate
12	—		K	4	PHM - G	Angles & Lines, Numerical
13	—		A	5	PHM - A	Numerical Problems
14	—		G	3	PHM - S	Graphs, Pictograms, Numerical
15	—		B	3	PHM - A	Area, Quadrilaterals, Word
16	—		F	2	PHM - G	Circles, Numerical Problems,
17	—		E	4	PHM - G	Angles & Lines, Numerical
18	—		F	3	PHM - G	Distance between points, midpoint,
19	—		A	2	PHM - G	Numerical Problems, Volume
20	—		F	3	PHM - F	Understanding Equations &
21	—		D	3	PHM - G	Transformations (Reflections,
22	—		J	4	PHM - S	Numerical Problems
23	—		C	4	PHM - G	Domain & Range, Evaluating
24	—		F	4	PHM - F	Numerical Problems, Triangles,
25	—		D	3	PHM - N	Fractions, Decimals, Percents,
26	—		J	4	PHM - G	Angles & Lines, Numerical
27	—		C	4	PHM - G	Circles, Triangles, Word Problems
28	—		K	2	PHM - G	Distance between points, midpoint,
29	—		B	3	PHM - G	Distance between points, midpoint,
30	—		G	5	PHM - G	Angles & Lines, Numerical

Category	Description
PHM - S	Preparing for Higher Math - Statistics and Probability
PHM - A	Preparing for Higher Math - Algebra.
PHM - N	Preparing for Higher Math - Numbers &
PHM - F	Preparing for Higher Math - Functions
PHM - G	Preparing for Higher Math - Geometry

Performance By Topic



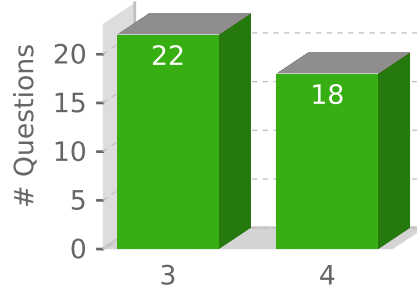
Socrato Digital SAT vs. ACT Predictor Test

Section Summary — SAT R/W (Module1 & Module2)

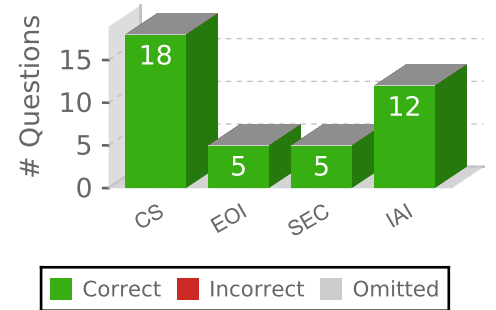
Score Summary

Score	800
Correct	40 (0E,22M,18H)
Incorrect	0 (0E,0M,0H)
Skipped	0 (0E,0M,0H)
% Correct	100%

By Difficulty



By Category



Responses

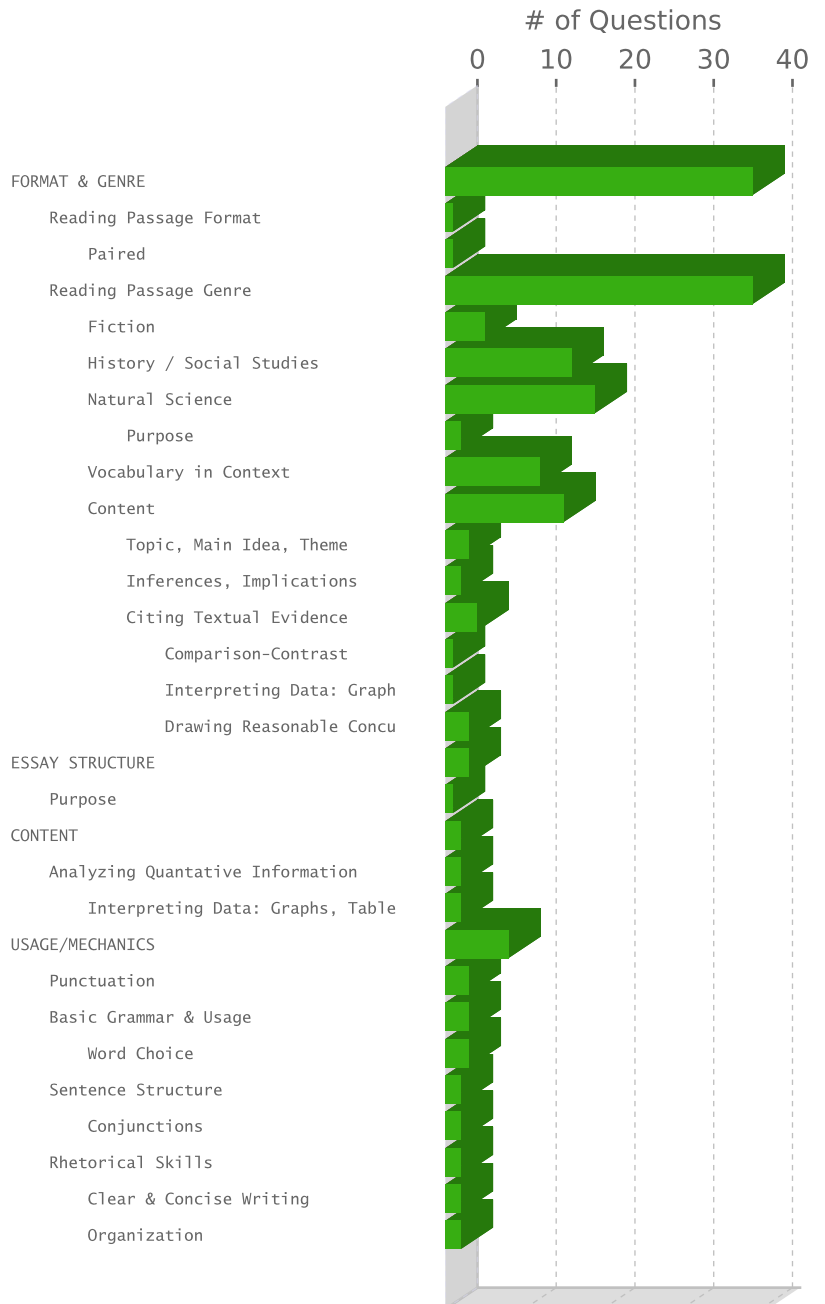
Question	Correct Answer	Response	Answer	Difficulty	Category	Topics
SAT R/W(Module1)						
1	✓	+	C	3	CS	Natural Science, Vocabulary in
2	✓	+	D	3	CS	Fiction, Vocabulary in Context
3	✓	+	D	3	CS	History / Social Studies, Vocabulary in
4	✓	+	A	3	CS	History / Social Studies, Vocabulary in
5	✓	+	D	4	CS	History / Social Studies, Vocabulary in
6	✓	+	A	4	CS	Fiction, Vocabulary in Context
7	✓	+	C	4	CS	History / Social Studies, Vocabulary in
8	✓	+	B	4	CS	History / Social Studies, Vocabulary in
9	✓	+	B	4	CS	History / Social Studies, Vocabulary in
10	✓	+	C	4	CS	History / Social Studies, Natural
11	✓	+	A	3	CS	History / Social Studies, Purpose
12	✓	+	D	4	CS	
13	✓	+	C	3	IAI	Fiction, Topic, Main Idea, Theme
14	✓	+	B	3	IAI	History / Social Studies, Topic, Main
15	✓	+	D	4	IAI	History / Social Studies, Topic, Main
16	✓	+	A	3	IAI	Drawing Reasonable Conclusions,
17	✓	+	C	3	IAI	Citing Textual Evidence, Fiction
18	✓	+	A	4	IAI	Fiction, Inferences, Implications
19	✓	+	A	4	IAI	History / Social Studies, Inferences,
20	✓	+	B	3	SEC	History / Social Studies, Punctuation

SAT R/W(Module2)

1	✓	+	C	3	CS	Natural Science, Vocabulary in
2	✓	+	C	4	CS	Natural Science, Vocabulary in
3	✓	+	C	3	CS	Natural Science, Vocabulary in
4	✓	+	B	4	CS	Natural Science, Purpose
5	✓	+	D	3	CS	Natural Science, Purpose
6	✓	+	A	4	CS	Comparison-Contrast, Natural
7	✓	+	C	4	IAI	Citing Textual Evidence, Natural
8	✓	+	C	3	IAI	Drawing Reasonable Conclusions,
9	✓	+	B	3	IAI	Drawing Reasonable Conclusions,
10	✓	+	B	4	IAI	Citing Textual Evidence, Natural
11	✓	+	D	3	IAI	Citing Textual Evidence, Natural
12	✓	+	A	3	SEC	Natural Science, Punctuation
13	✓	+	A	3	SEC	History / Social Studies, Punctuation
14	✓	+	A	3	SEC	Essay Structure, Natural Science
15	✓	+	C	3	SEC	Essay Structure, History / Social
16	✓	+	A	3	EOI	Conjunctions, History / Social Studies,
17	✓	+	B	4	EOI	Conjunctions, Natural Science, Word
18	✓	+	B	3	EOI	Natural Science, Word Choice
19	✓	+	A	4	EOI	Clear & Concise Writing, Content,
20	✓	+	C	4	EOI	Clear & Concise Writing, Content,

Category	Description
CS	Craft and structure
IAI	Ideas and Information
SEC	Standard English Conventions
EOI	Expression of Ideas

Performance By Topic



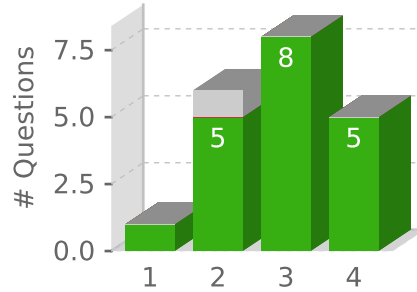
Socrato Digital SAT vs. ACT Predictor Test

Section Summary — ACT Science

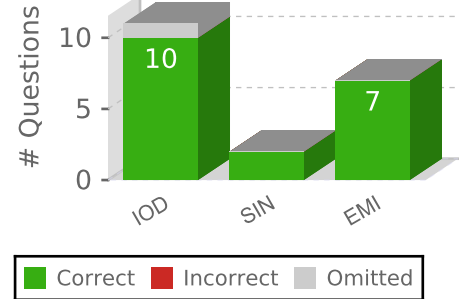
Score Summary

Score	35
Correct	19 (6E,8M,5H)
Incorrect	0 (0E,0M,0H)
Skipped	1 (1E,0M,0H)
% Correct	95%

By Difficulty



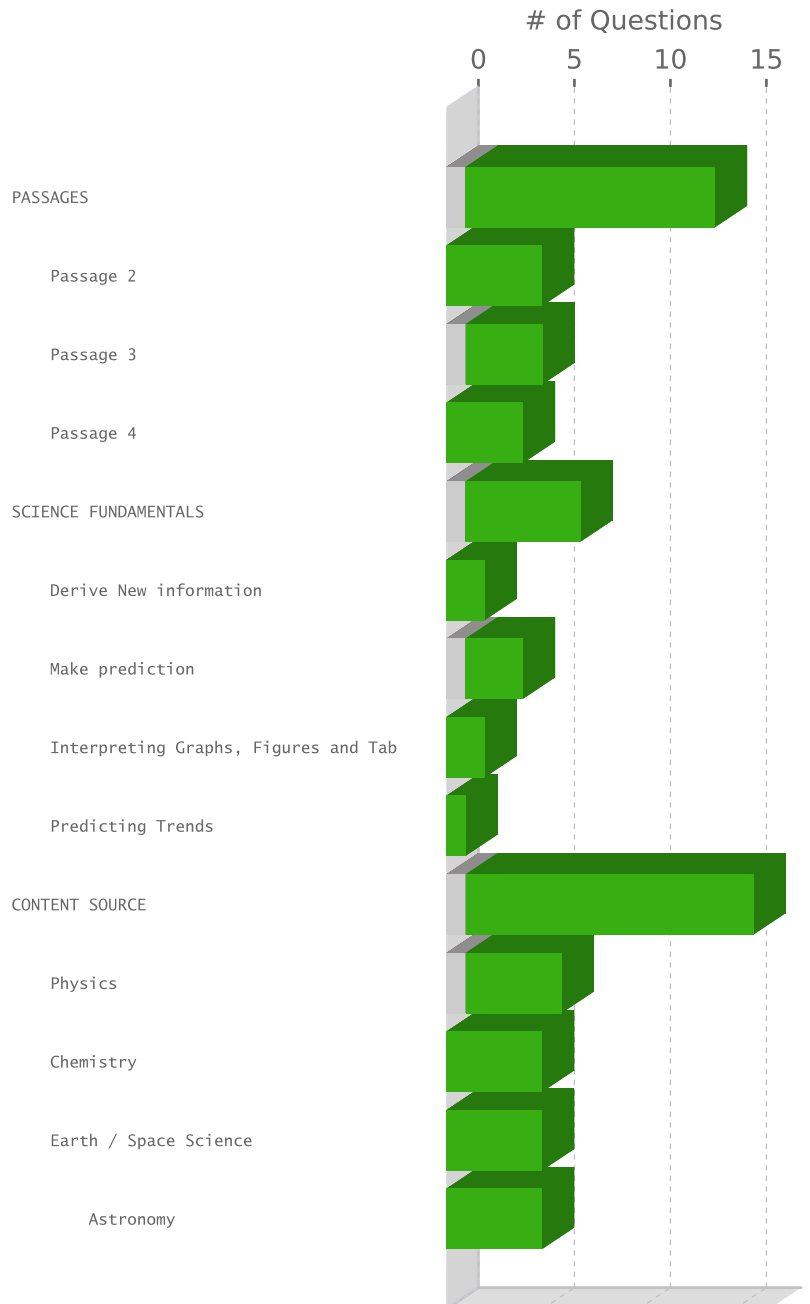
By Category



Responses

Question	Correct Answer	Response	Answer	Difficulty	Category	Topics
ACT Science						
1	✓	+	C	1	IOD	Chemistry
2	✓	+	F	2	IOD	Chemistry
3	✓	+	C	4	EMI	Chemistry
4	✓	+	J	3	EMI	Chemistry
5	✓	+	D	4	IOD	Chemistry
6	✓	+	F	3	EMI	Astronomy, Passage 2
7	✓	+	B	3	EMI	Astronomy, Passage 2
8	✓	+	J	4	IOD	Astronomy, Passage 2
9	✓	+	A	2	IOD	Astronomy, Passage 2
10	✓	+	H	3	IOD	Astronomy, Passage 2
11	-		A	2	IOD	Make prediction, Passage 3,
12	✓	+	F	4	EMI	Passage 3, Physics
13	✓	+	B	3	IOD	Derive New information, Passage 3,
14	✓	+	J	3	IOD	Make prediction, Passage 3, Physics
15	✓	+	D	4	EMI	Derive New information, Passage 3,
16	✓	+	G	2	IOD	Physics
17	✓	+	C	2	IOD	Interpreting Graphs, Figures and
18	✓	+	J	3	SIN	Interpreting Graphs, Figures and
19	✓	+	B	2	EMI	Passage 4, Predicting Trends
20	✓	+	G	3	SIN	Passage 4
Category	Description					
IOD	Interpretation of Data					
EMI	Evaluation of Models					
SIN	Scientific Investigation					

Performance By Topic



Socrato Digital SAT vs. ACT Predictor Test

SAT vs ACT Overview

Subject Area & Question Type Analysis

Question Type	Description	Correct	Wrong	Omit	Total	Raw	%Raw	Scaled Score
ACT English		17	3	0	20	17.0	85%	20
POW	Product of Writing	6	1	0	7	6.0	86%	
CSE	Conventions of Standard English	8	1	0	9	8.0	89%	
KLA	Knowledge of Language	3	1	0	4	3.0	75%	
SAT Math (Module1 & Module2)		25	3	2	30	25.0	83%	700
ALG	Algebra & Functions	7	1	0	8	7.0	88%	
ADV.M	Advance Math	6	1	1	8	6.0	75%	
GEO+TRIG	Geometry and Trigonometry	3	0	1	4	3.0	75%	
PSD	Problem-Solving and Data	9	1	0	10	9.0	90%	
ACT Reading		17	1	2	20	17.0	85%	31
CS	Craft and structure	2	0	2	4	2.0	50%	
COE	Command of Evidence	1	0	0	1	1.0	100%	
KID	Key Ideas & Details	10	1	0	11	10.0	91%	
IKI	Integration of Knowledge & Ideas	3	0	0	3	3.0	100%	
DR	Data Representation	1	0	0	1	1.0	100%	
ACT Math		0	0	30	30	0.0	0%	1
PHM - N	Preparing for Higher Math -	0	0	6	6	0.0	0%	
PHM - F	Preparing for Higher Math -	0	0	3	3	0.0	0%	
PHM - S	Preparing for Higher Math -	0	0	3	3	0.0	0%	
PHM - A	Preparing for Higher Math -	0	0	4	4	0.0	0%	
PHM - G	Preparing for Higher Math -	0	0	14	14	0.0	0%	
SAT R/W (Module1 & Module2)		40	0	0	40	40.0	100%	800
CS	Craft and structure	18	0	0	18	18.0	100%	
SEC	Standard English Conventions	5	0	0	5	5.0	100%	
EOI	Expression of Ideas	5	0	0	5	5.0	100%	
IAI	Ideas and Information	12	0	0	12	12.0	100%	
ACT Science		19	0	1	20	19.0	95%	35
SIN	Scientific Investigation	2	0	0	2	2.0	100%	
IOD	Interpretation of Data	10	0	1	11	10.0	91%	
EMI	Evaluation of Models	7	0	0	7	7.0	100%	