

Name	Demo student
Test	SAT Form #3
Date	2022-02-21

SAT Diagnostic Report

Big Picture — Your Scores, Practice History, and Trends

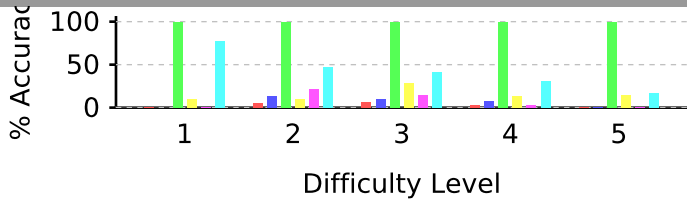
Performance Summary

	Reading Test Score	Writing Test Score	Math Test Score	Total	Math Section	EBRW Section	ACT Equivalent
	10-40	10-40	10-40	400-1600	200-800	200-800	(1 - 36)
2022-02-21	24	23	25	970	500	470	18*
Points to Improve	16	17	15	630	300	330	*Source: 2018 ACT/SAT concordance

Practice Summary

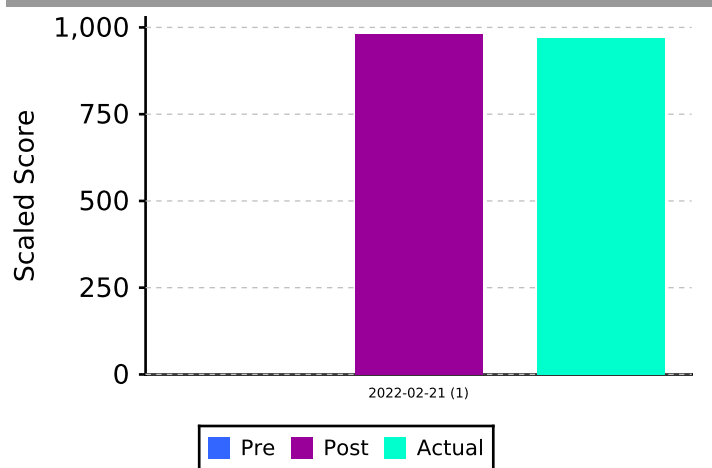
		Reading Test Score	Writing Test Score	Math Test Score	Total	EBRW Section Score	Math Section Score
		10-40	10-40	10-40	400-1600	200-800	200-800
2020-09-29	March 2020 - demo_test	13	13	0	260	260	0
	SAT - section_different_time	10	11	10	410	210	200
2021-04-28	SAT (4) - SAT	40	40	40	1600	800	800
2021-10-31	SAT (4) - SAT_Section_Report	18	13	0	310	310	0
2021-12-11	SAT Form #1 - SAT_Test	13	12	15.5	560	250	310
2022-02-21	SAT Form #3 - Demo Student	24	23	25	970	470	500
	SAT Form #3 - SAT I-report for website	19	13	22	760	320	440
Best		40	40	40	1600	800	800

Performance By Difficulty



2020-09-29 - CollegeBoard (2016) Sample Test #4
2020-09-29 - SAT Diagnostic March 2020
2021-04-28 - CollegeBoard (2016) Sample Test #4
2021-10-31 - CollegeBoard (2016) Sample Test #4
2021-12-11 - CollegeBoard (2016) Sample Test #1
2022-02-21 - CollegeBoard (2016) Sample Test #3

Confidence History (Total Score)



Notes

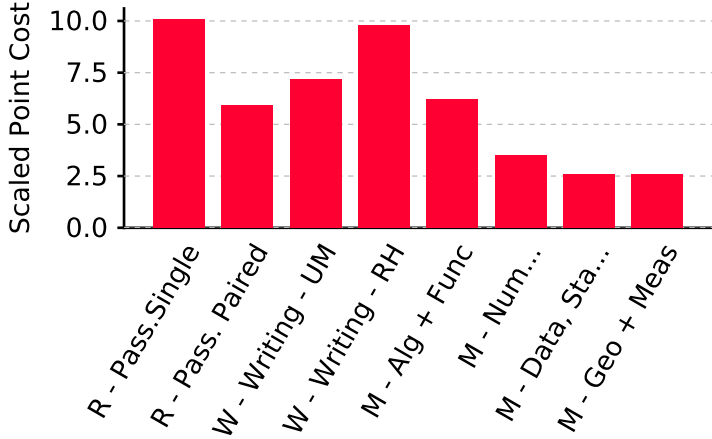
Abbreviations you may find in this report

M	M - Math Calculator	M - Multi.	Math - Multiple choice
M - Grid In	Math - Grid In Student Produced Response	Math N	Math N - Math No Calculator
R	R - Reading	R - Pass.	Reading - Passage Single
R - Pass.	Reading - Passage - Paired	W	W - Writing
W - W	W - W Writing Writing	W - R	W - R Writing Rhetorical
Writi	Writi - Writing		

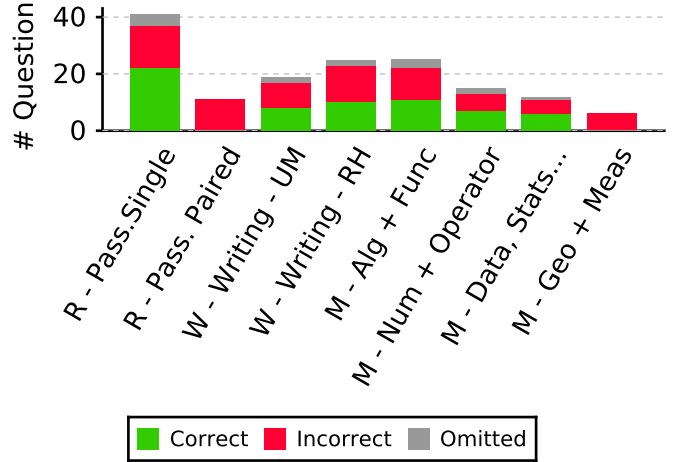
Name	Demo student
Test	SAT Form #3
Date	2022-02-21

Current Test Analysis — CollegeBoard (2016) Sample Test #3

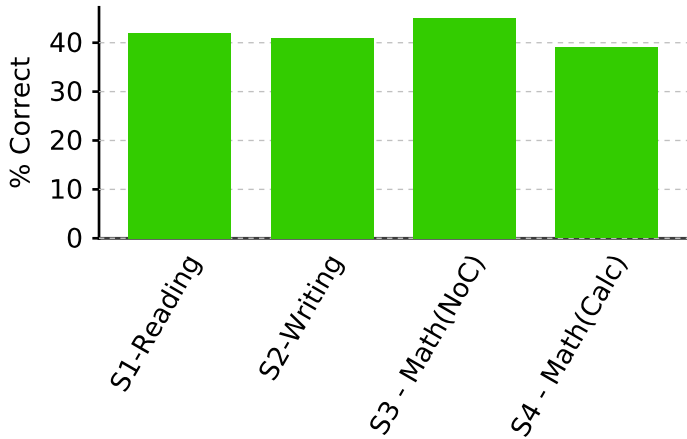
Point Cost By Question Type



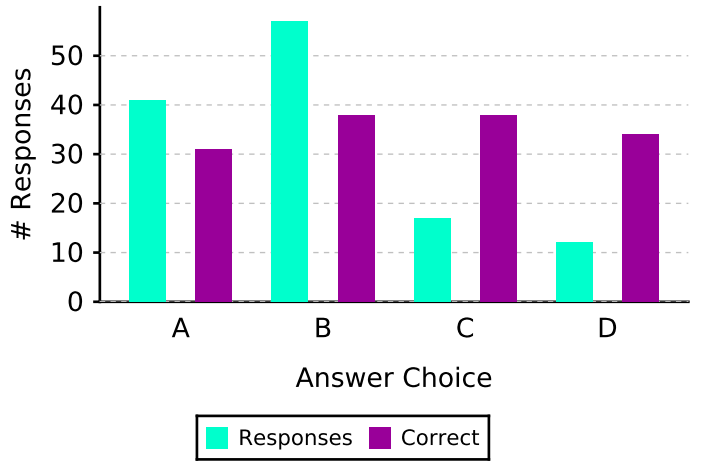
Performance By Question Type



Performance By Section



Answer Distribution



Name	Demo student
Test	SAT Form #3
Date	2022-02-21

Current Test Analysis — CollegeBoard (2016) Sample Test #3

Subject Area & Question Type Analysis

Question Type	Correct	Wrong	Omit	Total	Raw	% Correct	% Raw	Point Cost
Reading Test Score	22	26	4	52	22.0	42%	42%	16
Reading Passage – Single	22	15	4	41	22.0	54%	54%	10.1
Reading Passage – Paired	0	11	0	11	0.0	0%	0%	5.9
Writing Test Score	18	22	4	44	18.0	40%	40%	17
Usage/Mechanics	8	9	2	19	8.0	42%	42%	7.2
Rhetorical Skills	10	13	2	25	10.0	40%	40%	9.8
Math Test Score	24	28	6	58	24.0	41%	41%	15
Math - Alg + Func	11	11	3	25	11.0	44%	44%	6.2
Math - Num + Operator	7	6	2	15	7.0	47%	47%	3.5
Math - Data, Stats +	6	5	1	12	6.0	50%	50%	2.6
Math - Geometry and	0	6	0	6	0.0	0%	0%	2.6

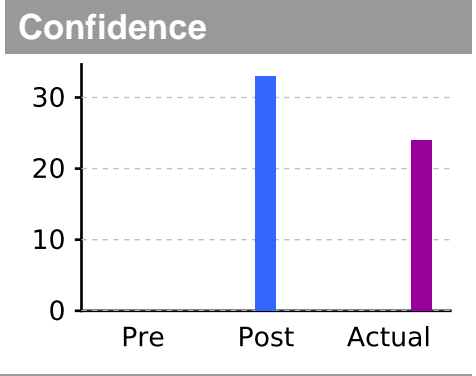
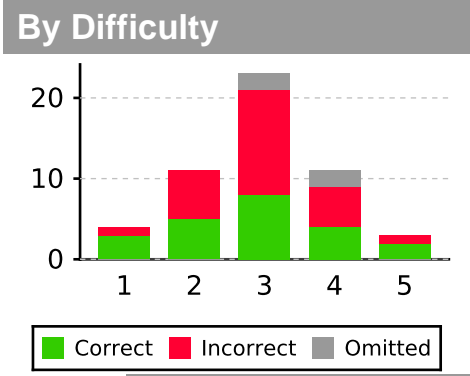
Sub-Score & Cross-Score Analysis

Question Type	Correct	Wrong	Omit	Total	Raw	% Correct	Scaled Score	max Scaled
Sub-Score Topic – Math	24	22	6	52	24.0	46%		
Heart of Algebra	7	9	3	19	7	37%	7	15
Problem Solving & Data	8	8	1	17	8	47%	8	15
Passport to Adv. Math	9	5	2	16	9	56%	10	15
Sub-Score Topic – Read/Write	35	40	5	80	35.0	43%		
Words in Context	9	9	0	18	9	50%	8	15
Command of Evidence	8	9	1	18	8	44%	8	15
Expression of Ideas	10	12	2	24	10	42%	8	15
Standard English Conventions	8	10	2	20	8	40%	6	15
Cross-Score Topic – Hist/S.	17	15	3	35	17.0	48%		
Analysis in History/Social	17	15	3	35	17	49%	26	40
Cross-Score Topic – Science	11	24	0	35	11.0	31%		
Analysis in Science	11	24	0	35	11	31%	21	40

Name	Demo student
Test	SAT Form #3
Date	2022-02-21

Section Summary — Reading Test Score

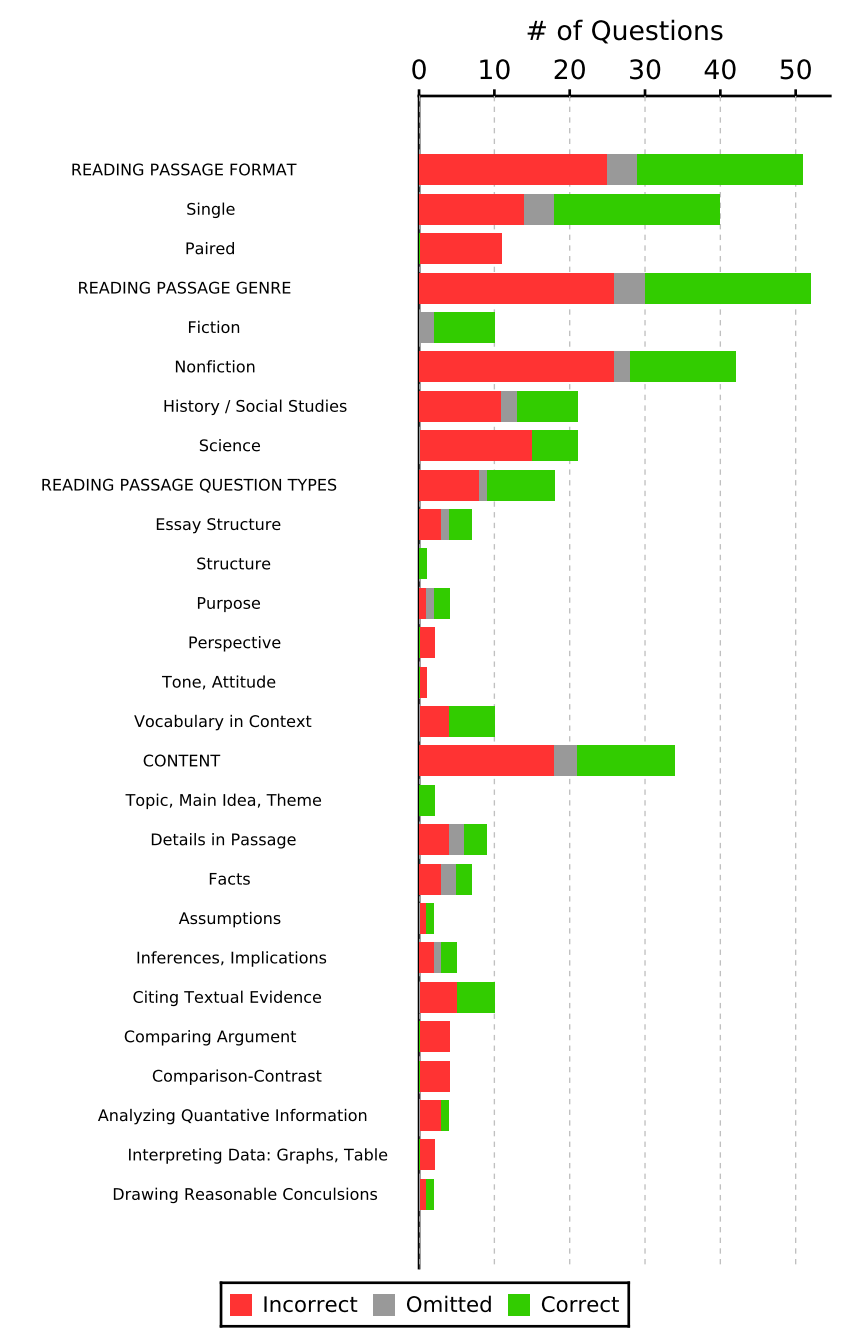
Summary	
Your Score:	24
Correct:	22
Incorrect:	26
Omitted:	4
Raw Points:	22.0
% Correct:	42%
% Raw:	42%



Responses

Question	Correct Answer	Response	Difficulty	Category	Topics
S1-Reading					
1	B	+	1	Pass.Single	Single, Fiction, Topic, Main Idea, Theme
2	C	+	3	Pass.Single	Single, Fiction, Vocabulary in Context
3	A	+	4	Pass.Single	Single, Fiction, Inferences, Implications
4	A	+	2	Pass.Single	Single, Fiction, Citing Textual Evidence
5	C	+	5	Pass.Single	Single, Fiction, Purpose
6	A	+	3	Pass.Single	Single, Fiction, Vocabulary in Context
7	A	+	4	Pass.Single	Single, Fiction, Facts
8	B		4	Pass.Single	Single, Fiction, Inferences, Implications
9	B		4	Pass.Single	Single, Fiction, Facts
10	D	+	2	Pass.Single	Single, Fiction, Vocabulary in Context
11	A		3	Pass.Single	Single, History / Social Studies, Purpose
12	C		3	Pass.Single	Single, History / Social Studies, Facts
13	D	+	1	Pass.Single	Single, History / Social Studies, Citing Textual Evidence
14	B	+	3	Pass.Single	Single, History / Social Studies, Topic, Main Idea, Theme
15	B	+	2	Pass.Single	Single, History / Social Studies, Citing Textual Evidence
16	C	+	3	Pass.Single	Single, History / Social Studies, Vocabulary in Context
17	B	+	3	Pass.Single	Single, History / Social Studies, Vocabulary in Context
18	B	+	2	Pass.Single	Single, History / Social Studies, Citing Textual Evidence
19	A	+	2	Pass.Single	Single, History / Social Studies, Inferences, Implications
20	A	+	3	Pass.Single	Single, History / Social Studies, Drawing Reasonable Conclusions
21	D	+	3	Pass.Single	Single, Science, Structure
22	A	+	1	Pass.Single	Single, Science, Vocabulary in Context
23	A	+	5	Pass.Single	Single, Science, Assumptions
24	B	+	3	Pass.Single	Single, Science, Citing Textual Evidence
25	C	+	4	Pass.Single	Single, Science, Purpose
26	C	+	4	Pass.Single	Single, Science, Facts
27	B	A	3	Pass.Single	Single, Science, Facts
28	B	A	2	Pass.Single	Single, Science, Vocabulary in Context
29	D	B	3	Pass.Single	Single, Science, Inferences, Implications
30	D	B	3	Pass.Single	Single, Science, Citing Textual Evidence
31	B	A	2	Pass.Paired	Paired, History / Social Studies, Vocabulary in Context
32	C	B	3	Pass.Paired	Paired, History / Social Studies, Inferences, Implications
33	C	B	3	Pass.Paired	Paired, History / Social Studies, Citing Textual Evidence
34	D	B	4	Pass.Paired	Paired, History / Social Studies, Perspective
35	C	B	3	Pass.Paired	Paired, History / Social Studies, Vocabulary in Context
36	A	B	3	Pass.Paired	Paired, History / Social Studies, Perspective
37	D	B	2	Pass.Paired	Paired, History / Social Studies, Citing Textual Evidence
38	C	B	4	Pass.Paired	Paired, History / Social Studies, Comparison-Contrast
39	A	B	3	Pass.Paired	Paired, History / Social Studies, Comparison-Contrast
40	D	B	5	Pass.Paired	Paired, History / Social Studies, Comparison-Contrast
41	A	B	3	Pass.Paired	Paired, History / Social Studies, Comparison-Contrast
42	C	B	4	Pass.Single	Science, Tone, Attitude
43	C	B	4	Pass.Single	Single, Science, Facts
44	D	B	3	Pass.Single	Single, Science, Citing Textual Evidence
45	D	B	3	Pass.Single	Single, Science, Facts
46	C	B	2	Pass.Single	Single, Science, Citing Textual Evidence
47	B	A	4	Pass.Single	Single, Science, Vocabulary in Context
48	B	A	3	Pass.Single	Single, Science, Purpose
49	A	B	3	Pass.Single	Single, Science, Assumptions
50	B	A	1	Pass.Single	Single, Science, Interpreting Data: Graphs, Table
51	D	B	2	Pass.Single	Single, Science, Interpreting Data: Graphs, Table
52	D	B	2	Pass.Single	Single, Science, Drawing Reasonable Conclusions

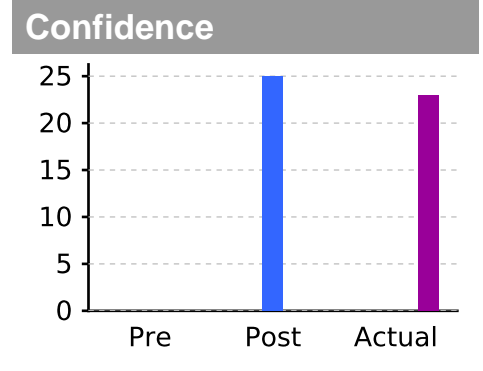
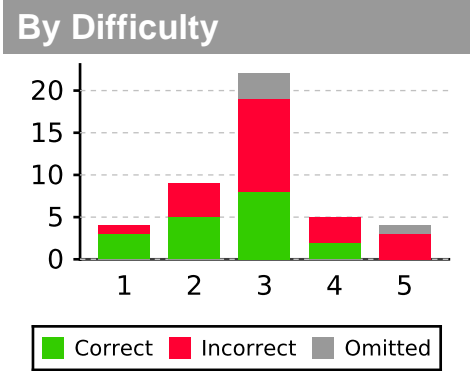
Performance By Topic



Name	Demo student
Test	SAT Form #3
Date	2022-02-21

Section Summary — Writing Test Score

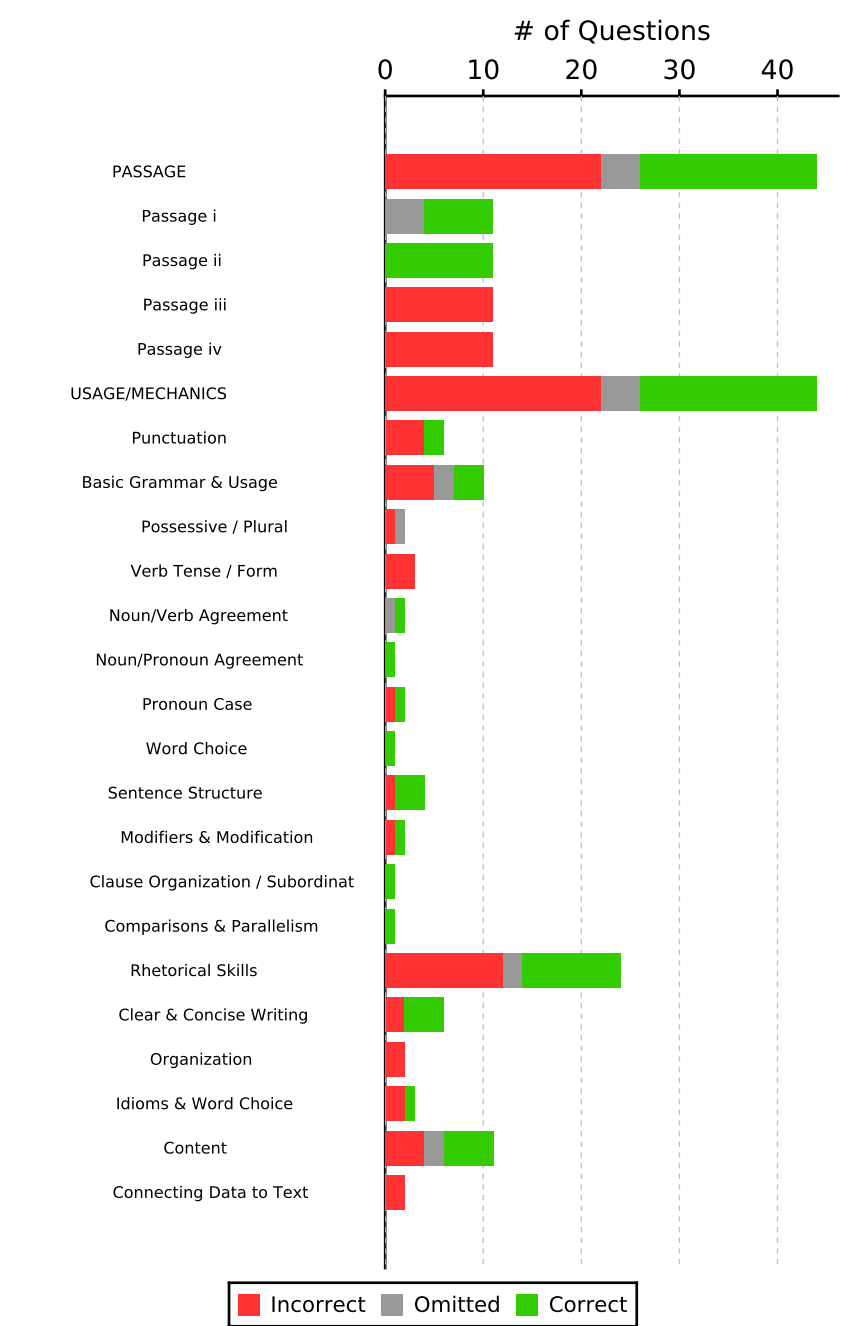
Summary	
Your Score:	23
Correct:	18
Incorrect:	22
Omitted:	4
Raw Points:	18.0
% Correct:	41%
% Raw:	41%



Responses

Question	Correct Answer	Response	Difficulty	Category	Topics
S2-Writing					
1	A	+	2	Writing - UM	Passage i, Comparisons & Parallelism
2	B	+	3	Writing - RH	Passage i, Content
3	C	+	3	Writing - RH	Passage i, Content
4	C	+	3	Writing - UM	Passage i, Possessive / Plural
5	A	+	5	Writing - UM	Passage i, Noun/Verb Agreement
6	B	+	3	Writing - RH	Passage i, Content
7	A	+	2	Writing - RH	Passage i, Clear & Concise Writing
8	D	+	3	Writing - RH	Passage i, Clear & Concise Writing
9	C	+	2	Writing - RH	Passage i, Clear & Concise Writing
10	C	+	3	Writing - UM	Passage i, Clause Organization / Subordination
11	B	+	1	Writing - RH	Passage i, Word Choice
12	A	+	4	Writing - UM	Passage ii, Noun/Pronoun Agreement
13	C	+	3	Writing - RH	Passage ii, Content
14	D	+	3	Writing - UM	Passage ii, Punctuation
15	B	+	1	Writing - UM	Passage ii, Noun/Verb Agreement, Pronoun Case
16	C	+	4	Writing - RH	Passage ii, Idioms & Word Choice
17	C	+	3	Writing - RH	Passage ii, Content
18	B	+	3	Writing - RH	Passage ii, Clear & Concise Writing
19	D	+	2	Writing - UM	Passage ii, Modifiers & Modification
20	C	+	3	Writing - RH	Passage ii, Content
21	D	+	2	Writing - UM	Passage ii, Punctuation
22	A	+	3	Writing - UM	Passage ii, Content
23	A	B	3	Writing - RH	Passage iii, Clear & Concise Writing
24	D	B	3	Writing - RH	Passage iii, Modifiers & Modification
25	B	A	2	Writing - RH	Passage iii, Idioms & Word Choice
26	A	B	3	Writing - UM	Passage iii, Possessive / Plural
27	D	B	4	Writing - UM	Passage iii, Pronoun Case
28	B	A	3	Writing - UM	Passage iii, Verb Tense / Form
29	B	A	3	Writing - UM	Passage iii, Punctuation
30	B	A	4	Writing - RH	Passage iii, Organization
31	D	B	3	Writing - RH	Passage iii, Connecting Data to Text
32	B	A	3	Writing - RH	Passage iii, Connecting Data to Text
33	C	B	5	Writing - RH	Passage iii, Content
34	D	B	3	Writing - UM	Passage iv, Punctuation
35	B	A	5	Writing - UM	Passage iv, Punctuation
36	C	B	2	Writing - UM	Passage iv, Verb Tense / Form
37	D	B	2	Writing - RH	Passage iv, Content
38	C	B	1	Writing - UM	Passage iv, Verb Tense / Form
39	C	B	4	Writing - RH	Passage iv, Organization
40	B	A	5	Writing - RH	Passage iv, Idioms & Word Choice
41	D	B	3	Writing - UM	Passage iv, Punctuation
42	A	B	3	Writing - RH	Passage iv, Content
43	D	B	2	Writing - RH	Passage iv, Content
44	D	B	3	Writing - RH	Passage iv, Clear & Concise Writing

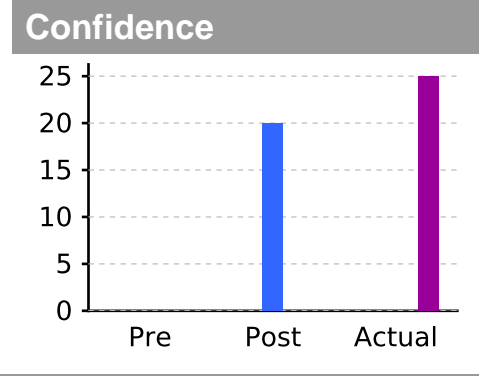
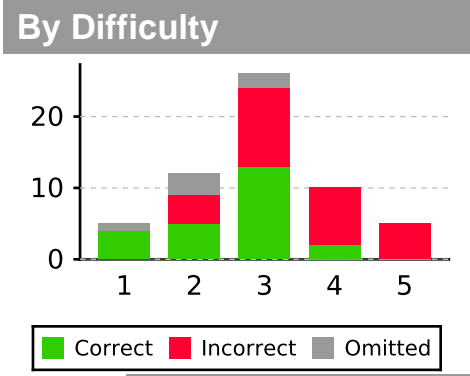
Performance By Topic



Name	Demo student
Test	SAT Form #3
Date	2022-02-21

Section Summary — Math Test Score

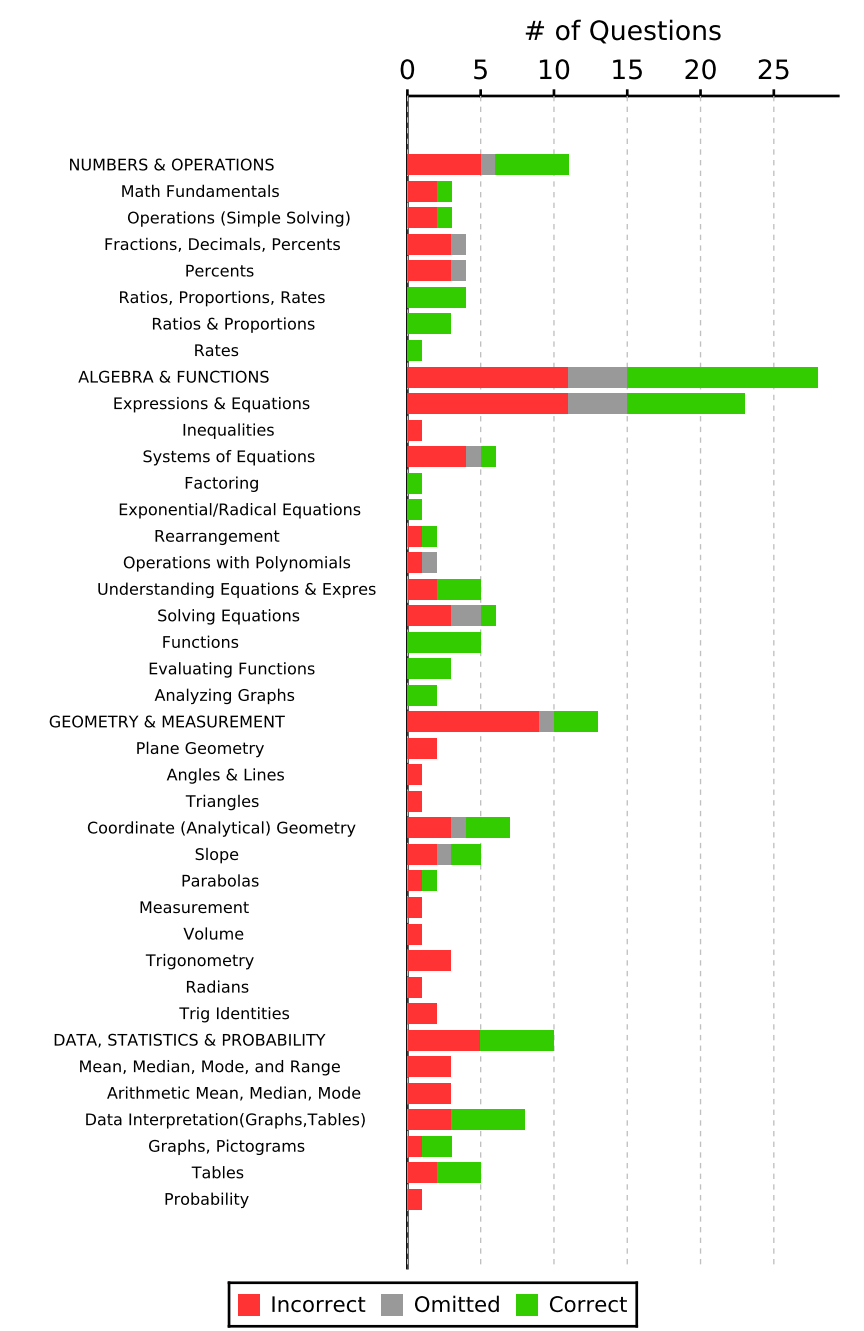
Summary	
Your Score:	25
Correct:	24
Incorrect:	28
Omitted:	6
Raw Points:	24.0
% Correct:	41%
% Raw:	41%



Responses

Question	Correct Answer	Response	Difficulty	Category	Topics
S3 - Math(NoC)					
1	C	+	1	Num +	Understanding Equations & Expressions
2	D	+	2	Num +	Solving Equations
3	D	+	3	Num +	Exponential/Radical Equations
4	B	+	2	Num +	Understanding Equations & Expressions
5	C		3	Alg + Func	Solving Equations
6	C		3	Alg + Func	Systems of Equations
7	C	+	2	Alg + Func	Analyzing Graphs
8	A	+	3	Alg + Func	Slope
9	A	+	4	Alg + Func	Systems of Equations
10	A	+	3	Alg + Func	Parabolas
11	B	A	3	Geo + Meas	Angles & Lines
12	A	B	4	Alg + Func	Parabolas
13	B	A	5	Alg + Func	Operations with Polynomials
14	A	B	4	Alg + Func	Solving Equations
15	D	B	3	Num +	Slope
16	1 or 2	+	3	Alg + Func	Factoring
17	2	3	2	Alg + Func	Solving Equations
18	105	2	2	Geo + Meas	Triangles
19	370	2	4	Num +	Systems of Equations
20	3/5, .6	2	4	Geo + Meas	Trig Identities

Performance By Topic



S4 - Math(Calc)

1	C	+	1	Data, Stats +	Graphs, Pictograms
2	B	+	1	Data, Stats +	Tables
3	C	+	1	Data, Stats +	Graphs, Pictograms
4	C	+	2	Alg + Func	Evaluating Functions
5	B	+	2	Data, Stats +	Percents
6	A		1	Num +	Operations with Polynomials
7	D		2	Num +	Solving Equations
8	C		2	Alg + Func	Slope
9	B	+	2	Num +	Rates
10	D	+	3	Data, Stats +	Ratios & Proportions, Tables
11	B	+	3	Data, Stats +	Ratios & Proportions, Tables
12	D	+	3	Alg + Func	Analyzing Graphs
13	D	+	3	Alg + Func	Rearrangement
14	A	+	3	Num +	Operations (Simple Solving)
15	A	+	4	Data, Stats +	Understanding Equations & Expressions
16	B	+	3	Alg + Func	Evaluating Functions
17	B	+	3	Alg + Func	Slope
18	B	+	3	Alg + Func	Evaluating Functions
19	C	+	3	Num +	Ratios & Proportions
20	B	A	3	Data, Stats +	Graphs, Pictograms
21	C	A	3	Num +	Understanding Equations & Expressions
22	B	A	3	Num +	Percents, Solving Equations
23	C	A	4	Data, Stats +	Trig Identities
24	D	A	3	Alg + Func	Systems of Equations
25	D	A	4	Geo + Meas	Volume
26	C	A	3	Alg + Func	Slope
27	C	A	4	Geo + Meas	Percents
28	D	A	3	Num +	Understanding Equations & Expressions
29	A	B	5	Data, Stats +	Tables, Probability
30	A	B	5	Alg + Func	Systems of Equations
31	4 or 5	2	2	Num +	Operations (Simple Solving)
32	58.6	2	2	Data, Stats +	Arithmetic Mean, Median, Mode, Tables
33	9	2	3	Alg + Func	Operations (Simple Solving), Rearrangement
34	5/8, .625	2	3	Geo + Meas	Radians
35	50	2	5	Data, Stats +	Arithmetic Mean, Median, Mode
36	750	2	4	Alg + Func	Inequalities, Systems of Equations
37	7	2	3	Alg + Func	Arithmetic Mean, Median, Mode
38	60	2	5	Alg + Func	Percents