

Socrato SAT/ACT Comparison Report

SAT Max Score: 1600
660
ACT Equivalent: 11

You Scored Higher on the SAT

ACT Max Score: 36
4
SAT Equivalent: 0

SAT - Section Score and ACT Equivalent

SAT Section	Score	ACT Equivalent	ACT Equivalent
EBRW (200-800)	340	Eng+Read (2-72)	20
Math (200-800)	320	ACT Math (1-36)	13

ACT - Section Score and SAT Equivalent

ACT Section	Score	SAT Equivalent	SAT Equivalent
Eng+Read (2-72)	5	EBRW (200-800)	0
Math (1-36)	6	SAT Math (200-800)	0

SAT - Test Scores

Subjects	Score (200 – 800)
Reading Test Score	150
W & L Test Score	190
Math Test Score	320

ACT - Test Scores

Subjects	Score (1 – 36)
English	3
Math	6
Reading	2
Science	3

Test Date	Test Name
2021-04-01	SAT Form #4
2020-09-10	ACT Preparation Book 2015 - 2016 (Form 1572C PRE)

SAT - Item Counts

Total Score	SAT Total score is the sum of 3 Test scores, Reading, Writing & Language and Math.
Total Questions	110
Evidence based Reading & Writing	Reading = 52 questions, Writing = 0 questions.
Math	SAT Math = 58 questions.

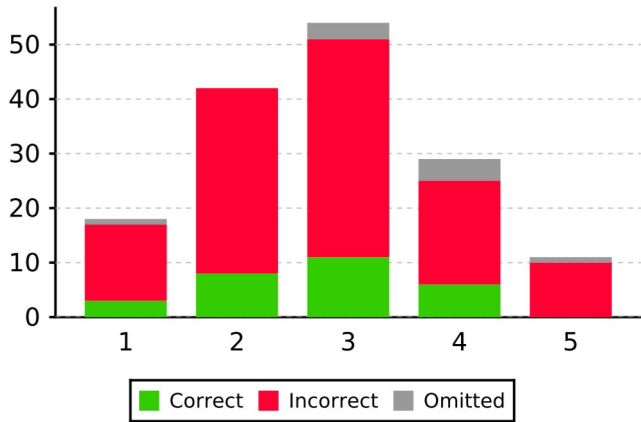
ACT - Item Counts

Total Score	ACT composite is average of 4 subject scores. English, Reading, Math and Science.
Total Questions	215
Read+Write	English = 75 questions, Reading = 40 questions.
Math	ACT Math = 60 questions.

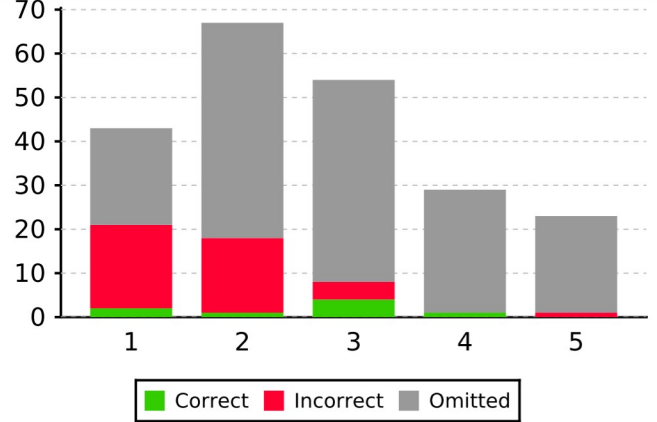
Socrato SAT/ACT Comparison Report

SAT Overview
ACT Overview

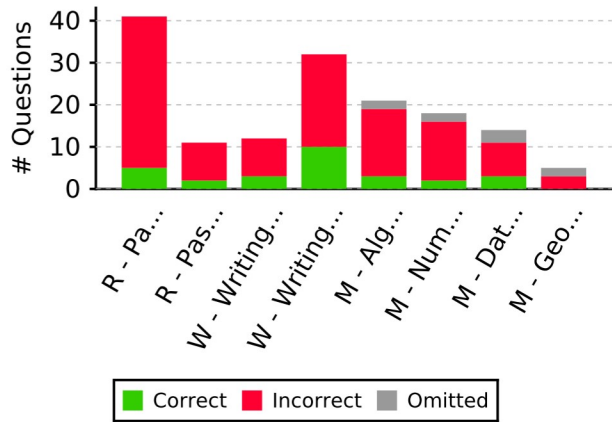
SAT Performance By Difficulty



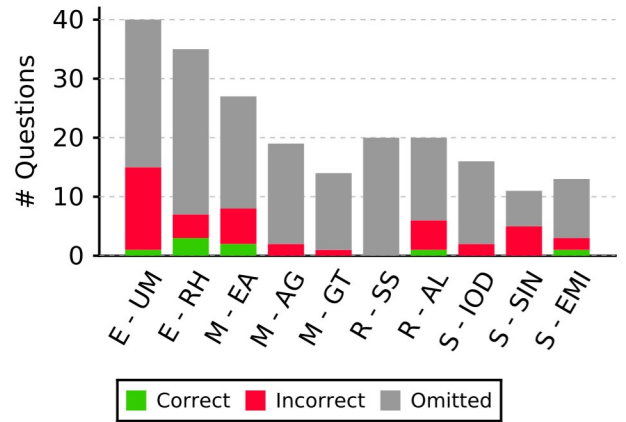
ACT Performance By Difficulty



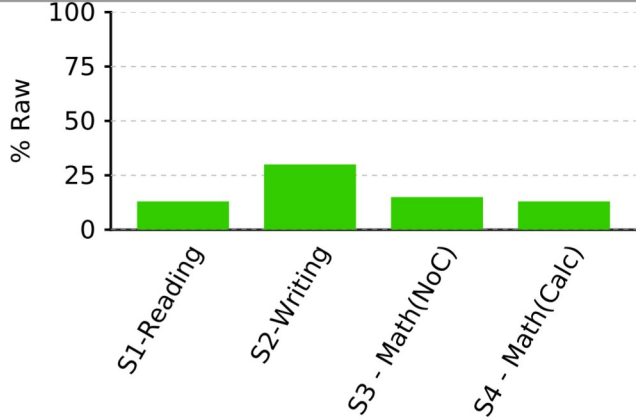
SAT Performance By Quest. Type



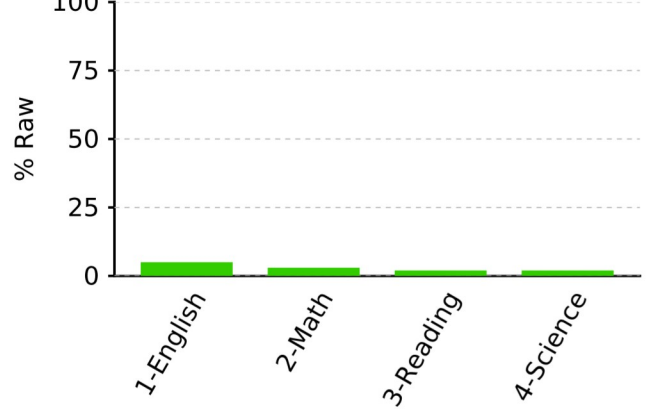
ACT Performance By Quest. Type



SAT Performance By Section



ACT Performance By Section



Socrato SAT/ACT Comparison Report

Subject Area & Question Type Analysis

Question Type	Correct	Wrong	Omit	Total	Raw	%Raw	Approx. Scaled Percentil
SAT Reading Test Score	7	45	0	52	7.0	13%	15
Reading Passage – Single	5	36	0	41	5.0	12%	
Reading Passage – Paired	2	9	0	11	2.0	18%	
SAT W & L Test Score	13	31	0	44	13.0	30%	19
Usage/Mechanics	3	9	0	12	3.0	25%	
Rhetorical Skills	10	22	0	32	10.0	31%	
SAT Math Test Score	8	41	9	58	8.0	14%	16
Math - Alg + Func	3	16	2	21	3.0	14%	
Math - Num + Operator	2	14	2	18	2.0	11%	
Math - Data, Stats + Probs	3	8	3	14	3.0	21%	
Math - Geometry and	0	3	2	5	0.0	0%	
ACT English	4	18	53	75	4.0	5%	3
Usage/Mechanics (UM)	1	14	25	40	1.0	2%	
Rhetorical Skills (RH)	3	4	28	35	3.0	9%	
ACT Math	2	9	49	60	2.0	3%	6
Pre-Algebra/Elem. Algebra (EA)	2	6	19	27	2.0	7%	
Inter. Alg./Coord. Geometry (AG)	0	2	17	19	0.0	0%	
Plane Geometry/Trigonometry	0	1	13	14	0.0	0%	
ACT Reading	1	5	34	40	1.0	3%	2
Social Studies/Sciences (SS)	0	0	20	20	0.0	0%	
Arts/Literature (AL)	1	5	14	20	1.0	5%	
ACT Science	1	9	30	40	1.0	3%	3
IOD - Interpretation of Data	0	2	14	16	0.0	0%	
SIN - Scientific investigation	0	5	6	11	0.0	0%	
EMI - Evaluation of Models,	1	2	10	13	1.0	8%	

Socrato SAT/ACT Comparison Report

SAT W & L Test Score — Section ACT English — Section Summary

SAT - Summary

Your Score: **19**

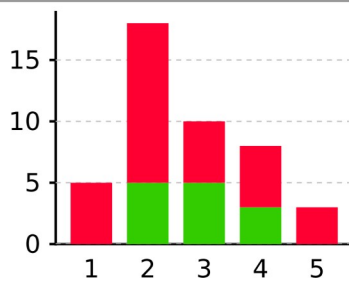
Correct: 13

Incorrect: 31

Omitted: 0

% Correct: 30%

SAT - By Difficulty



ACT - Summary

Your Score: **3**

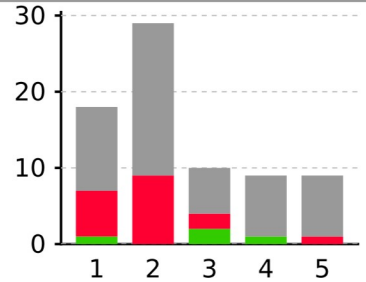
Correct: 4

Incorrect: 18

Omitted: 53

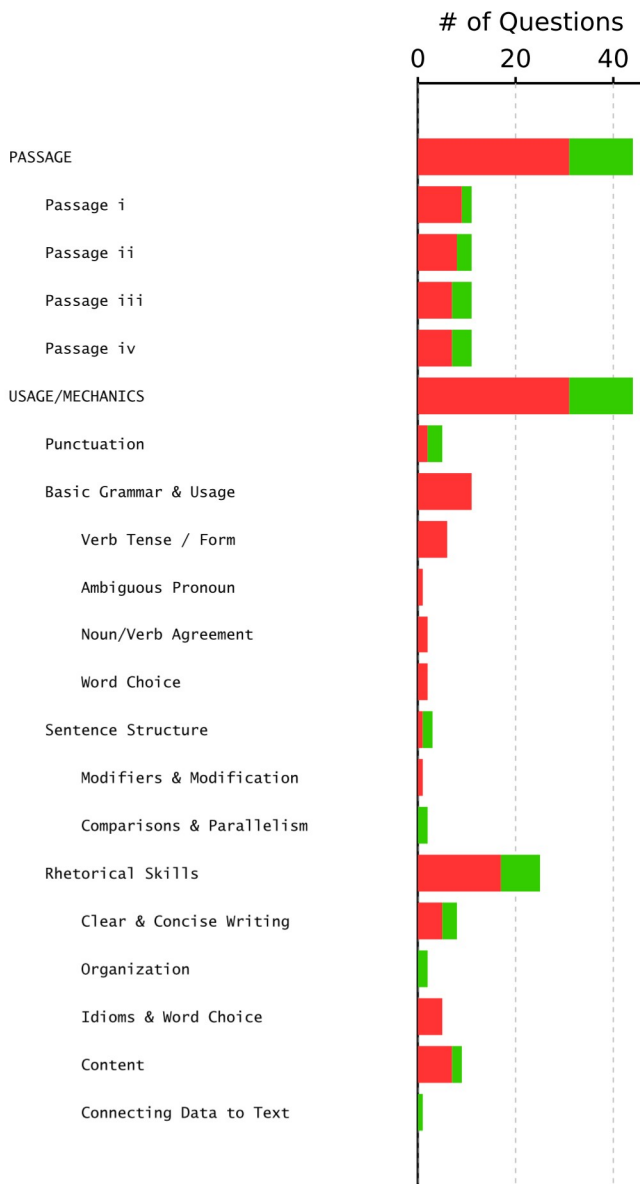
% Correct: 5%

ACT - By Difficulty

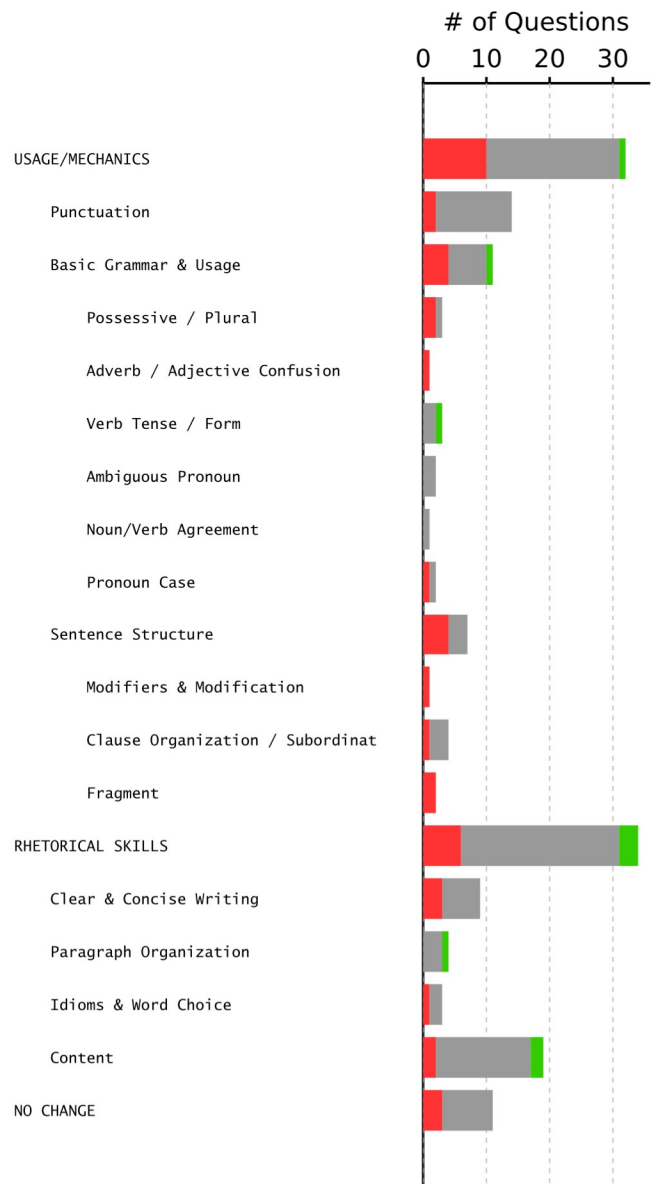


SAT W & L Test Score - Performance By Topic

ACT English - Performance By Topic



Incorrect Omitted Correct



Incorrect Omitted Correct

Socrato SAT/ACT Comparison Report

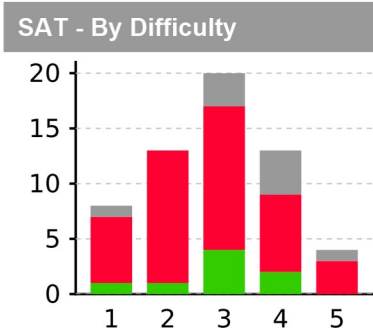
SAT Math Test Score — Section **ACT Math — Section Summary**

SAT - Summary

Your Score: **16**

Correct: 8
Incorrect: 41
Omitted: 9

% Correct: 14%

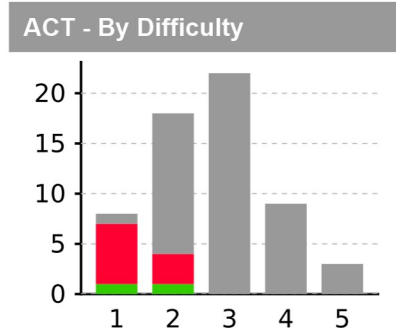


ACT - Summary

Your Score: **6**

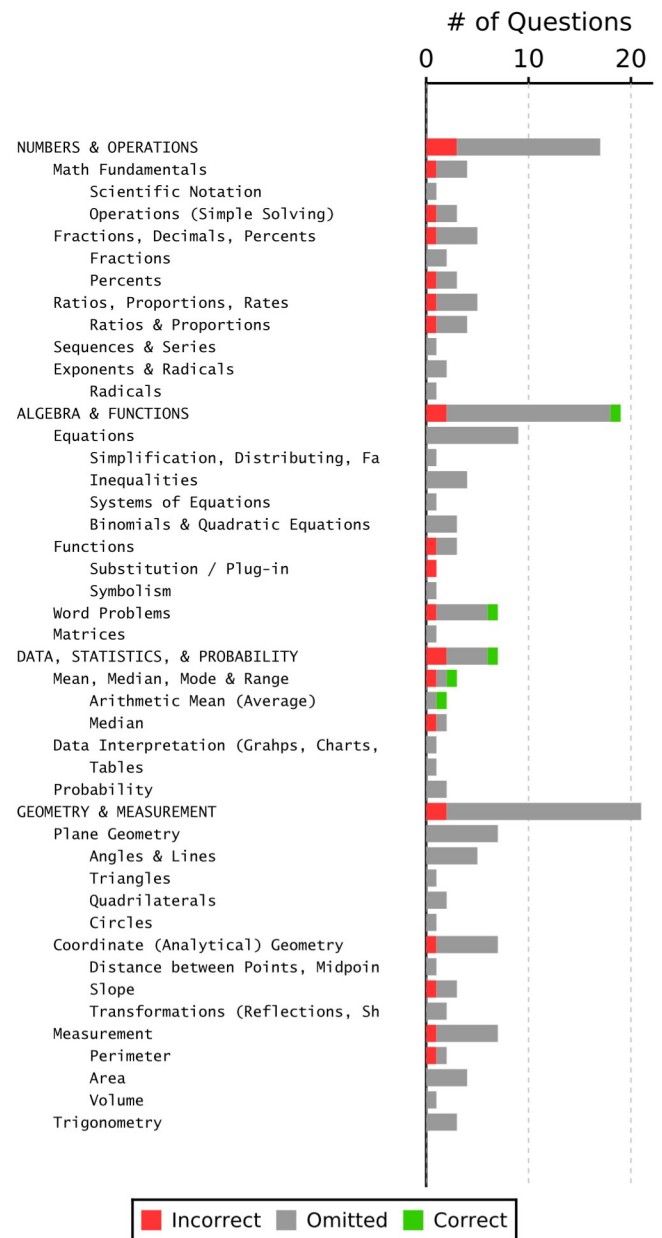
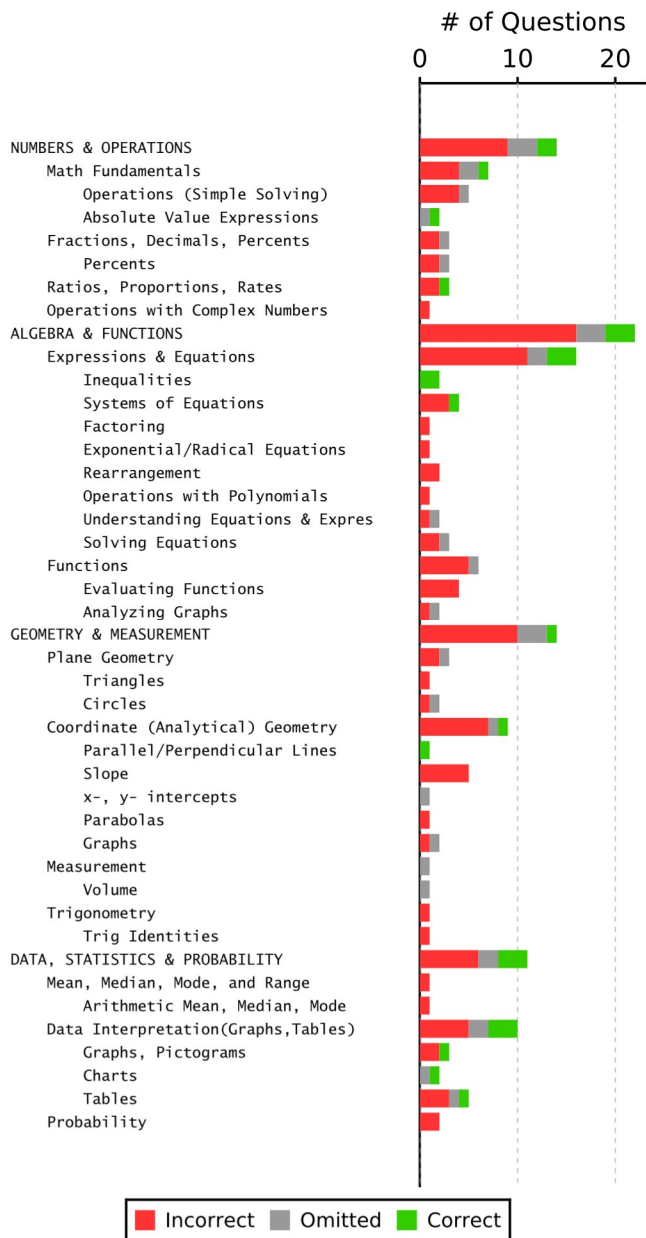
Correct: 2
Incorrect: 9
Omitted: 49

% Correct: 3%



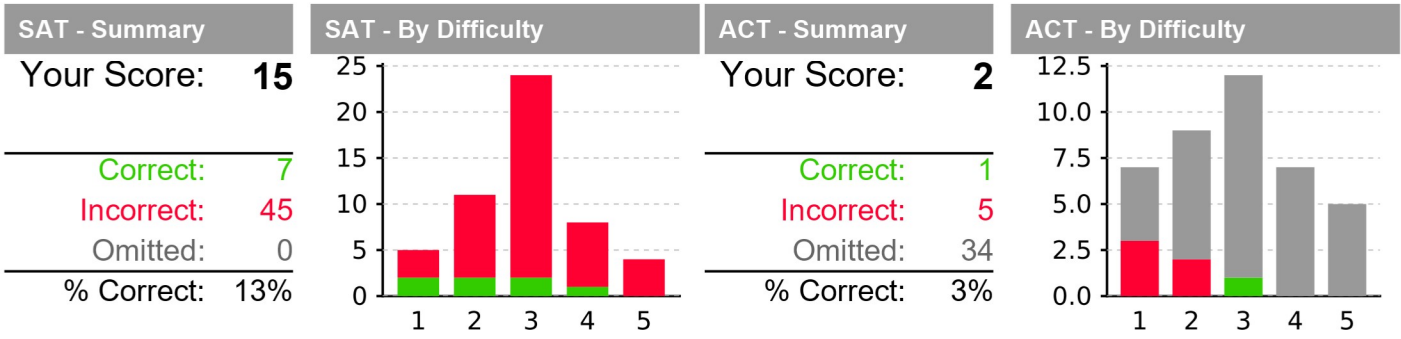
SAT Math Test Score - Performance By Topic

ACT Math - Performance By Topic

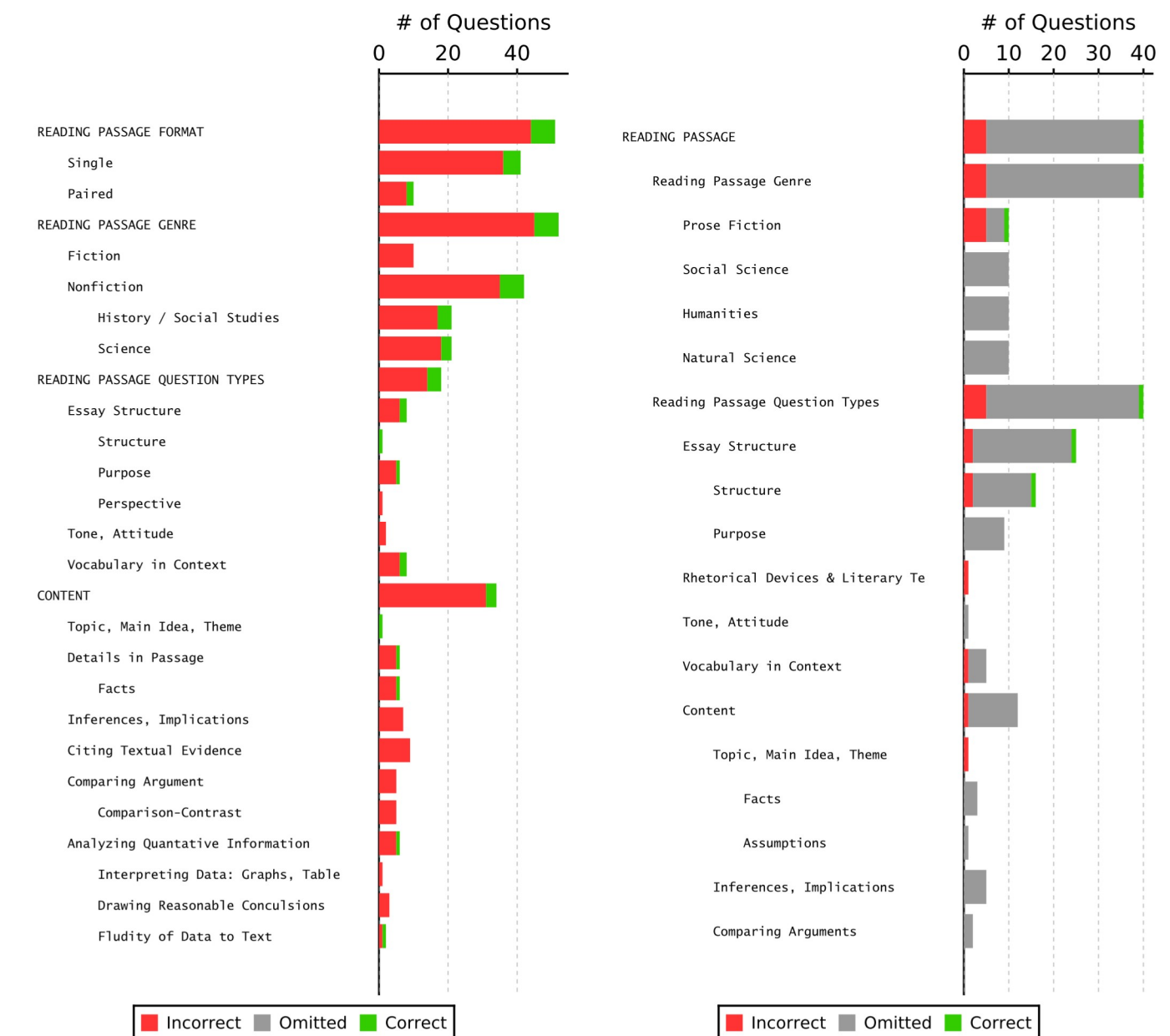


Socrato SAT/ACT Comparison Report

SAT Reading Test Score — ACT Reading — Section Summary

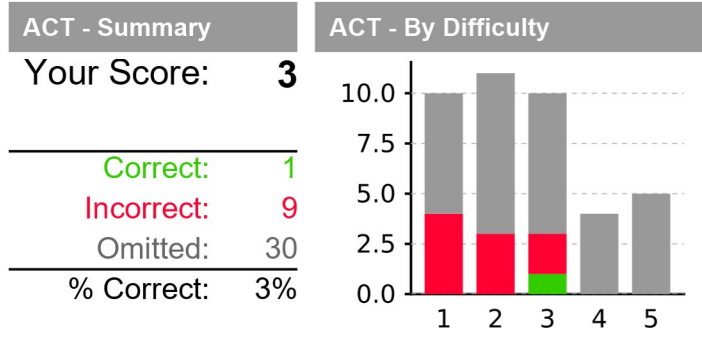


SAT Reading Test Score - Performance By Topic ACT Reading - Performance By Topic



Socrato SAT/ACT Comparison Report

ACT Science — Section Summary



ACT Science - Performance By Topic

