

<b>Name</b>	Demo Student
<b>Test</b>	SATvsACT Predictor
<b>Date</b>	2020-04-21

## SAT vs ACT Diagnostic

### Comparison Summary

<b>SAT</b>
Max Score: 1600
<b>1290</b>
ACT Equivalent: 27
Percentile: 72

You Scored Higher on the SAT

<b>ACT</b>
Max Score: 36
<b>24</b>
SAT Equivalent: 1160
Percentile: 63

SAT	Math (200-800) <b>620</b>	Evidence-Based Reading & Writing (200-800) (EBRW) <b>670</b>		
SAT Test Scores	Reading (10-40) <b>33</b>	Writing (10-40) <b>34</b>	Math (10-40) <b>31</b>	

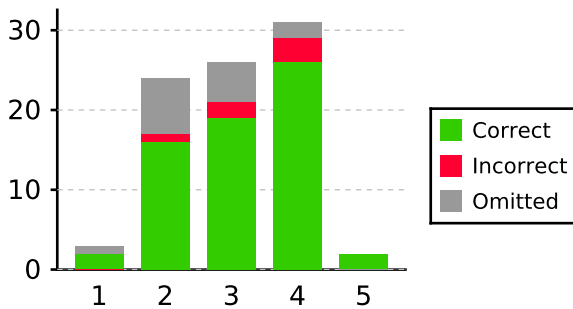
ACT	English (1-36) <b>24</b>	Math (1-36) <b>26</b>	Reading (1-36) <b>28</b>	Science (1-36) <b>19</b>
-----	-----------------------------	--------------------------	-----------------------------	-----------------------------

**SAT** - The SAT score of **1290** is calculated by adding Math and EBRW section scores. The Math test score of **620** is calculated by multiplying the Math score **31** by 20. The EBRW score of **670** is calculated by multiplying the test scores of Reading (**33**) by 10 and Writing (**34**) by 10, then adding them together.

**ACT** - The ACT composite score is calculated by taking the average of the four sections. Composite scores are always rounded to the nearest whole number.

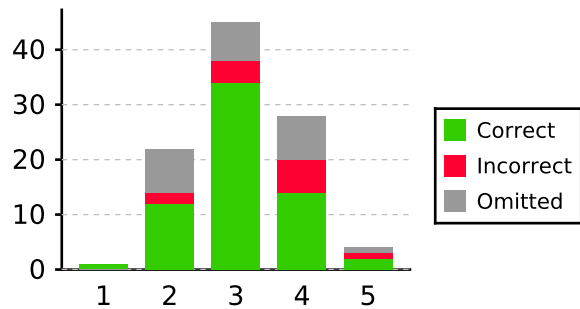
### SAT Overview

#### By Difficulty



### ACT Overview

#### By Difficulty



Name	Demo Student
Test	SATvsACT Predictor
Date	2020-04-21

## SAT vs ACT Diagnostic

### SAT vs ACT Overview

### Subject Area & Question Type Analysis

Question Type	Correct	Wrong	Omit	Total	Raw	%Raw	Approx. Scaled Percentil
<b>SAT Reading</b>	<b>19</b>	<b>2</b>	<b>4</b>	<b>25</b>	<b>19.0</b>	<b>76%</b>	<b>330</b>
Words in Context	2	0	1	3	2.0	67%	
Command of Evidence	4	0	1	5	4.0	80%	
null	13	2	2	17	13.0	76%	
<b>SAT Writing</b>	<b>20</b>	<b>1</b>	<b>4</b>	<b>25</b>	<b>20.0</b>	<b>80%</b>	<b>340</b>
Standard English Conventions	2	0	1	3	2.0	67%	
Expression of Ideas	12	0	2	14	12.0	86%	
Words in Context	2	0	0	2	2.0	100%	
Command of Evidence	4	1	1	6	4.0	67%	
<b>SAT Math</b>	<b>26</b>	<b>3</b>	<b>7</b>	<b>36</b>	<b>26.0</b>	<b>72%</b>	<b>620</b>
Additional Topics in Math	2	2	2	6	2.0	33%	
Heart of Algebra	9	0	0	9	9.0	100%	
null	6	1	3	10	6.0	60%	
Problem Solving & Data Analysis	6	0	2	8	6.0	75%	
Passport to Advance Math	3	0	0	3	3.0	100%	
<b>ACT English</b>	<b>15</b>	<b>4</b>	<b>6</b>	<b>25</b>	<b>15.0</b>	<b>60%</b>	<b>24</b>
Knowledge of Language	4	1	0	5	4.0	80%	
Product of Writing	5	2	0	7	5.0	71%	
Conventions of Standard English	6	1	6	13	6.0	46%	
<b>ACT Math</b>	<b>21</b>	<b>2</b>	<b>7</b>	<b>30</b>	<b>21.0</b>	<b>70%</b>	<b>26</b>
PHM - N	4	0	2	6	4.0	67%	
PHM - S	2	1	0	3	2.0	67%	
PHM - G	9	1	4	14	9.0	64%	
PHM - F	2	0	1	3	2.0	67%	
PHM - A	4	0	0	4	4.0	100%	
<b>ACT Reading</b>	<b>16</b>	<b>3</b>	<b>6</b>	<b>25</b>	<b>16.0</b>	<b>64%</b>	<b>28</b>
Data Representation	0	1	0	1	0.0	0%	
Command of Evidence	1	0	0	1	1.0	100%	
Integration of Knowledge & Ideas	1	0	3	4	1.0	25%	
Craft and structure	4	1	1	6	4.0	67%	
Key Ideas & Details	10	1	2	13	10.0	77%	
<b>ACT Science</b>	<b>11</b>	<b>4</b>	<b>5</b>	<b>20</b>	<b>11.0</b>	<b>55%</b>	<b>19</b>
Evaluation of Models	3	1	3	7	3.0	43%	
Scientific Investigation	2	0	0	2	2.0	100%	
Interpretation of Data	6	3	2	11	6.0	55%	

Name	Demo Student
Test	SATvsACT Predictor
Date	2020-04-21

## SAT vs ACT Diagnostic

### Section Summary — SAT Reading

#### Summary

Your Score: **330**

Percentile:

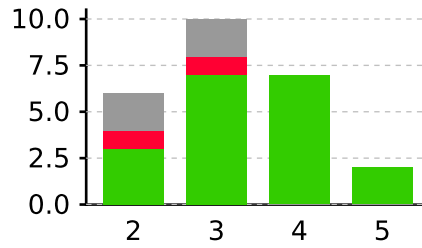
Correct: 19

Incorrect: 2

Omitted: 4

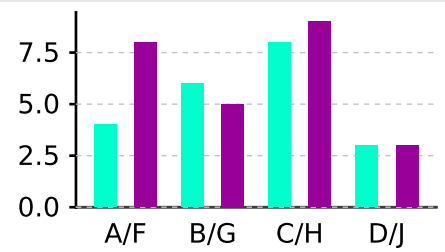
% Correct: 76%

#### By Difficulty



Correct Incorrect Omitted

#### Answer Distribution



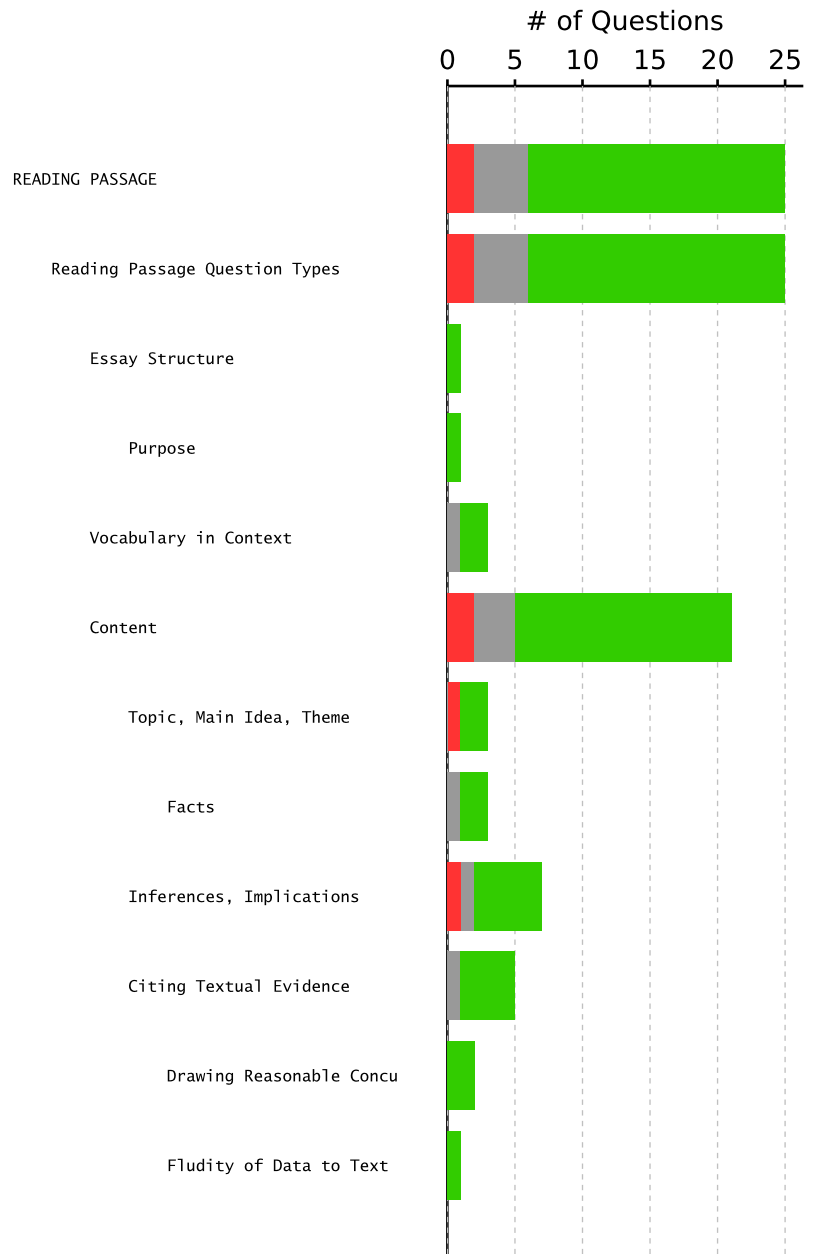
Student Correct

#### Responses

Question	Correct Answer	Response	Difficulty	Category
<b>SAT Reading</b>				
1	C	+	2	- Topic, Main Idea, Theme, Topic, Main
2	A	B	2	- Topic, Main Idea, Theme, Topic,
3	C	+	2	- Inferences, Implications, Inferences,
4	C	+	3	COE Citing Textual Evidence, Citing
5	B	+	3	R-WIC Vocabulary in Context, Vocabulary
6	A	+	2	- Facts, Facts
7	A	+	2	- Inferences, Implications,
8	C	+	3	COE Citing Textual Evidence, Citing
9	B	+	3	- Inferences, Implications, Inferences,
10	B	+	2	- Facts, Facts
11	D	+	3	- Inferences, Implications, Inferences,
12	C	+	3	- Facts, Facts, Facts
13	A	+	3	COE Citing Textual Evidence, Citing
14	B	+	3	- Inferences, Implications, Inferences,
15	D	+	3	R-WIC Vocabulary in Context, Vocabulary in
16	A	B	3	- Inferences, Implications,
17	C	+	4	COE Citing Textual Evidence, Citing
18	A	+	4	- Purpose, Purpose
19	C	+	4	- Topic, Main Idea, Theme, Topic, Main
20	A	+	4	- Inferences, Implications, Inferences,
21	C	+	5	COE Citing Textual Evidence, Citing
22	D	+	4	R-WIC Vocabulary in Context, Vocabulary in
23	A	+	4	- Drawing Reasonable Conclusions,
24	B	+	4	- Drawing Reasonable Conclusions,
25	C	+	5	- Fludity of Data to Text, Fludity of Data

#### Performance By Topic

Incorrect Omitted Correct



Name	Demo Student
Test	SATvsACT Predictor
Date	2020-04-21

## SAT vs ACT Diagnostic

### Section Summary — SAT Writing

#### Summary

Your Score: **340**

Percentile:

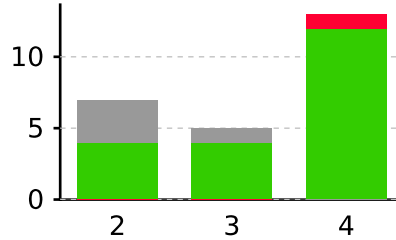
Correct: 20

Incorrect: 1

Omitted: 4

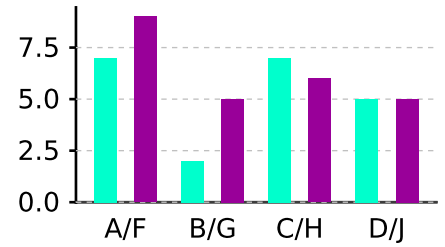
% Correct: 80%

#### By Difficulty



Correct Incorrect Omitted

#### Answer Distribution



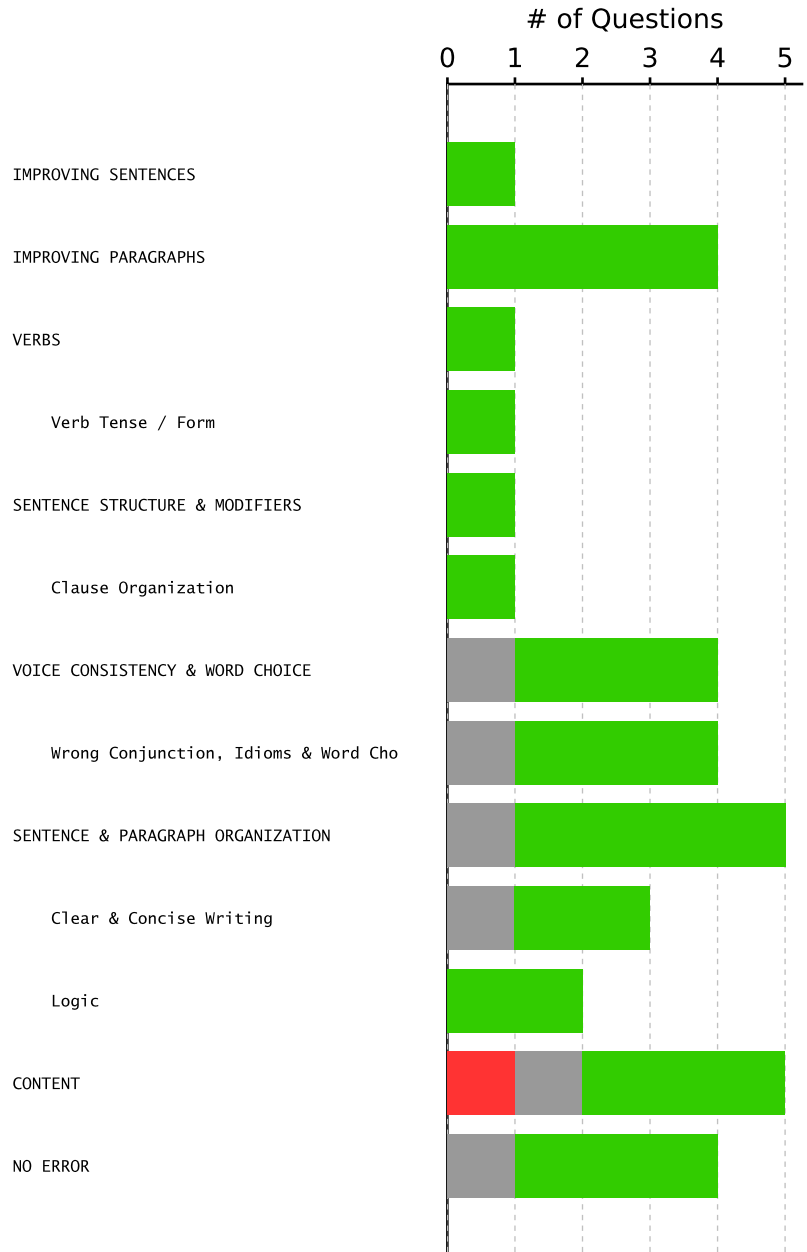
Student Correct

#### Responses

Question	Correct Answer	Response	Difficulty	Category
<b>SAT Writing &amp; Language</b>				
1	C	+	3	EOI Content, Content
2	A	+	3	EOI No Error
3	D	+	3	EOI Clear & Concise Writing
4	A		2	EOI No Error
5	B		2	EOI Wrong Conjunction, Idioms & Word
6	A	+	4	EOI Logic, Logic
7	C	+	4	EOI Improving Paragraphs
8	C	+	4	EOI Improving Paragraphs
9	A	+	2	EOI No Error
10	C	+	4	EOI Clause Organization, Clause
11	A	+	2	EOI Verb Tense / Form
12	B	C	4	COE Content
13	A	+	2	COE Content
14	D	+	4	COE Logic, Logic
15	B	+	4	R-WIC Wrong Conjunction, Idioms & Word
16	D	+	4	EOI Improving Paragraphs
17	D	+	2	R-WIC Wrong Conjunction, Idioms & Word
18	A	+	4	EOI Improving Sentences
19	D	+	4	COE Content, Content
20	B	+	3	SEC Clear & Concise Writing, Clear &
21	A	+	4	COE No Error, No Error
22	C	+	4	SEC Wrong Conjunction, Idioms & Word
23	C	+	4	EOI Improving Paragraphs, Improving
24	B		2	SEC Clear & Concise Writing, Clear &
25	A		3	COE Content

#### Performance By Topic

Incorrect Omitted Correct



<b>Name</b>	Demo Student
<b>Test</b>	SATvsACT Predictor
<b>Date</b>	2020-04-21

## SAT vs ACT Diagnostic

### Section Summary — SAT Math

#### Summary

Your Score: **620**

Percentile:

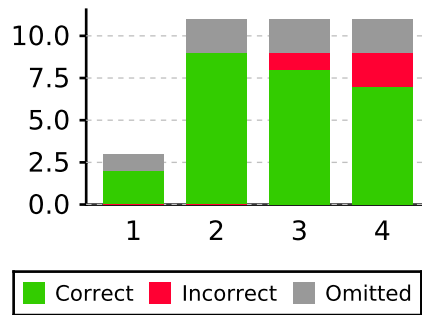
Correct: **26**

Incorrect: **3**

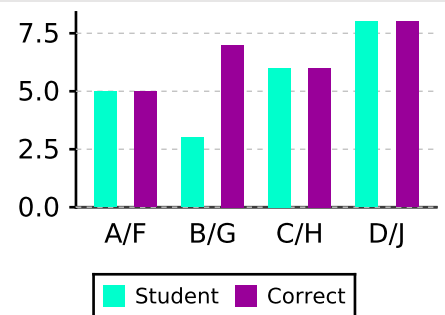
Omitted: **7**

% Correct: **72%**

#### By Difficulty



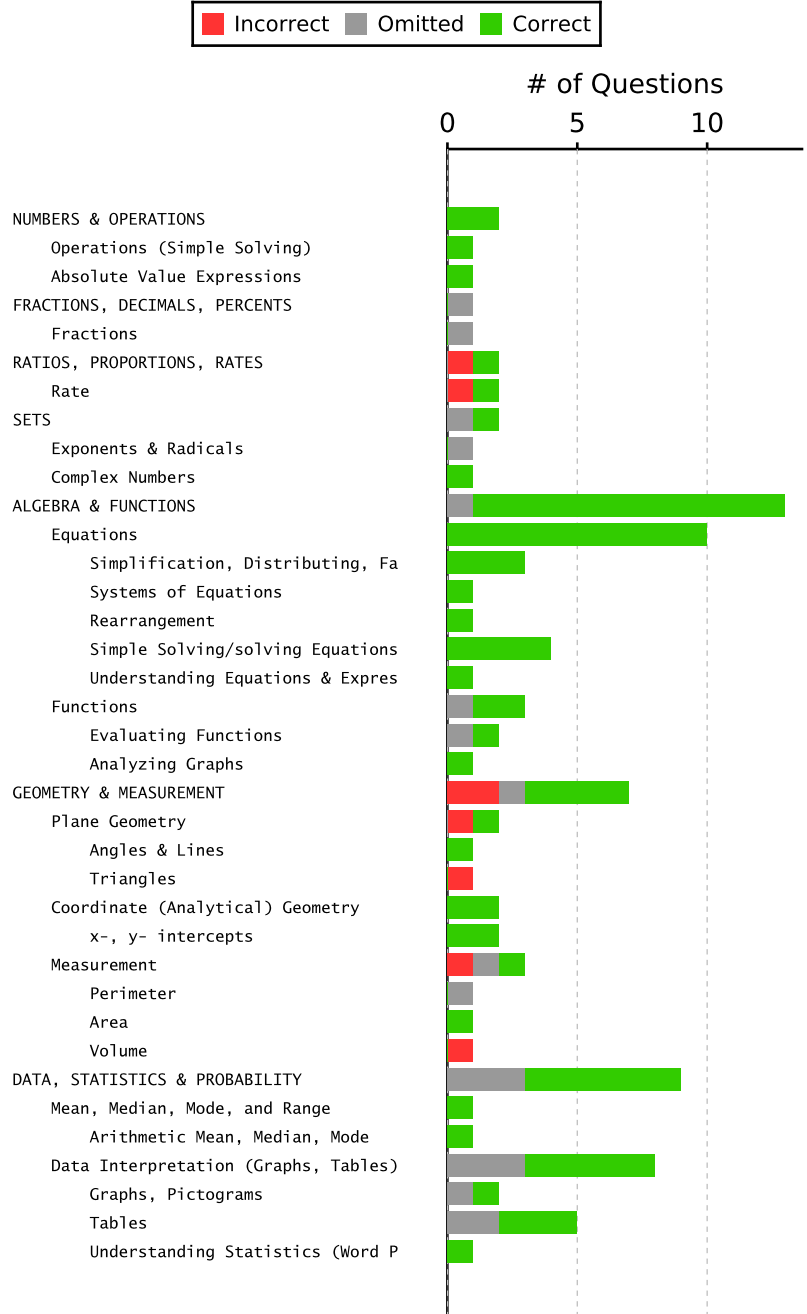
#### Answer Distribution



#### Responses

Question	Correct Answer	Response	Difficulty	Category
<b>SAT - Math (No calc)</b>				
1	B	+	1	HEARTA x-, y- intercepts, x-, y- intercepts, x-,
2	C	+	3	ADMATH Simple Solving/solving Equations,
3	B		2	ADTOPIC Perimeter, Perimeter, Perimeter
4	D	+	2	HEARTA Absolute Value Expressions, Absolute
5	D	+	3	HEARTA x-, y- intercepts, x-, y- intercepts, x-,
6	A	+	4	HEARTA Systems of Equations, Systems of
7	C	+	4	ADMATH Simple Solving/solving Equations,
8	D	+	3	ADMATH Understanding Equations &
9	C	+	2	ADTOPIC Analyzing Graphs , Analyzing Graphs
10	B		3	ADTOPIC Exponents & Radicals, Exponents
11	C	+	2	HEARTA Simplification, Distributing, Factoring,
12	B	A	3	ADTOPIC Volume, Volume, Volume
13	A	+	2	ADTOPIC Complex Numbers, Complex
14	10	11	4	- Rate, Rate, Rate
15	1/4, .25	+	4	- Simple Solving/solving Equations,
16	6		4	- Evaluating Functions, Evaluating
17	114	+	4	- Angles & Lines, Angles & Lines
18	12	+	3	- Simplification, Distributing, Factoring,
<b>SAT Math (Calc)</b>				
1	A		1	PSDATA Graphs, Pictograms, Graphs,
2	B	+	2	HEARTA Evaluating Functions
3	D	+	1	PSDATA Rate, Rate
4	D	+	4	HEARTA Simplification, Distributing, Factoring,
5	A	+	4	HEARTA Rearrangement, Rearrangement
6	A	+	3	HEARTA Simple Solving/solving Equations,
7	C	+	2	PSDATA Tables, Tables, Tables
8	B	C	4	ADTOPIC Triangles, Triangles
9	C		3	PSDATA Tables, Tables
10	D	+	2	PSDATA Graphs, Pictograms, Graphs,
11	D	+	2	PSDATA Tables, Tables
12	B	+	2	PSDATA Understanding Statistics (Word
13	D	+	3	PSDATA Arithmetic Mean, Median, Mode,
14	120	+	3	- Area, Area, Area
15	4	+	3	- Operations (Simple Solving),
16	9/22		2	- Fractions, Fractions
17	13.3	+	4	- Tables, Tables, Tables
18	3		4	- Tables, Tables, Tables

#### Performance By Topic



<b>Name</b>	Demo Student
<b>Test</b>	SATvsACT Predictor
<b>Date</b>	2020-04-21

## SAT vs ACT Diagnostic

### Section Summary — ACT English

#### Summary

Your Score: **24**

Percentile:

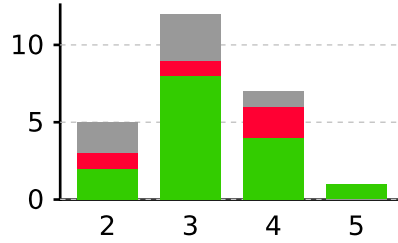
Correct: **15**

Incorrect: **4**

Omitted: **6**

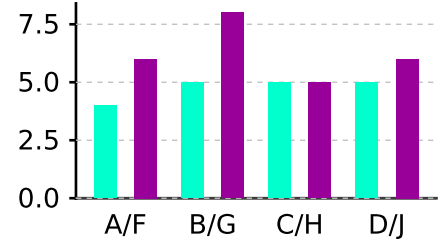
% Correct: **60%**

#### By Difficulty



Correct Incorrect Omitted

#### Answer Distribution



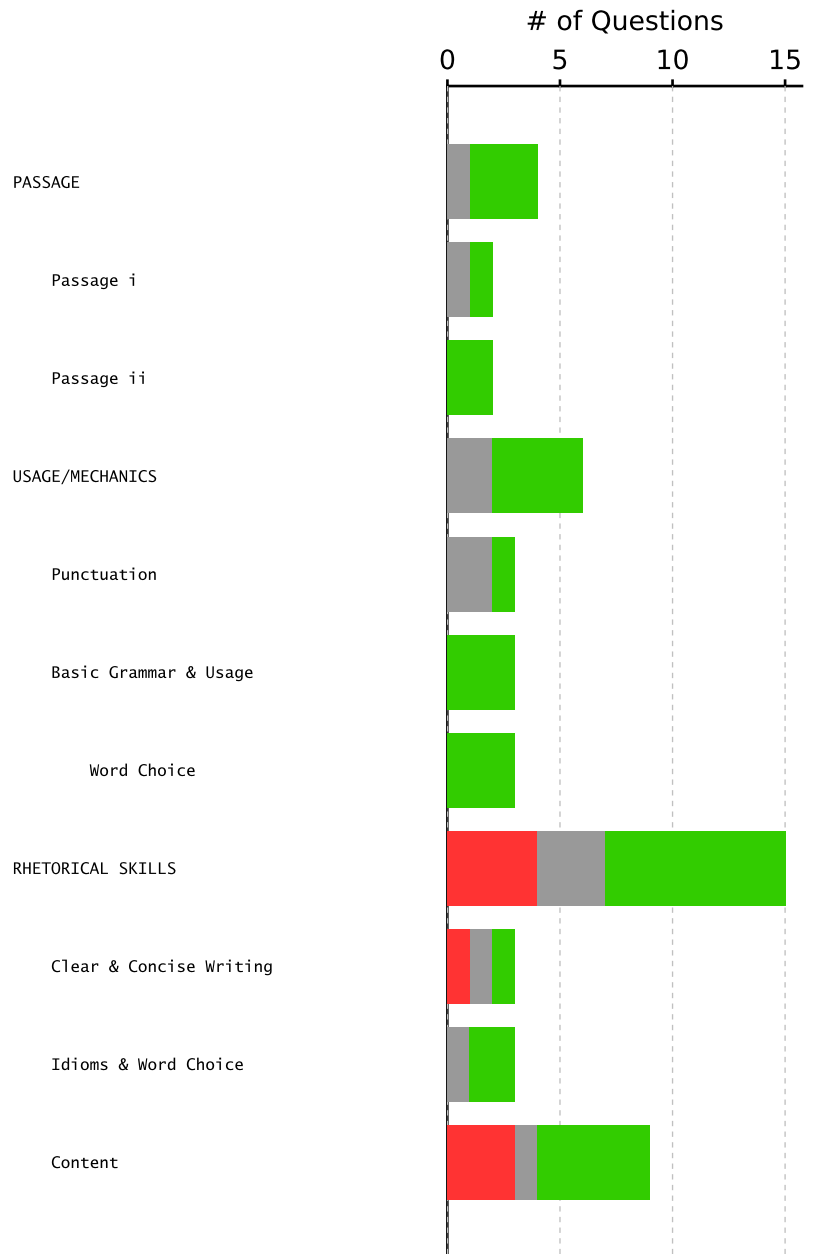
Student Correct

#### Responses

Question	Correct Answer	Response	Difficulty	Category
1	D	+	3	CSE Punctuation, Punctuation
2	F	H	2	KLA Clear & Concise Writing, Clear &
3	D	+	3	KLA Clear & Concise Writing, Clear &
4	H	+	4	CSE Idioms & Word Choice, Idioms &
5	B	D	4	POW Content, Content, Content
6	H	+	2	CSE Word Choice, Word Choice
7	A	+	3	POW Passage i, Passage i
8	G	+	3	CSE Punctuation, Punctuation
9	C	+	4	POW Content, Content
10	F	+	3	CSE Passage i, Passage i
11	B	+	3	CSE Clear & Concise Writing, Clear &
12	F	+	3	POW Content, Content
13	B	D	3	POW Content, Content, Content
14	F	+	3	CSE Passage ii, Passage ii
15	B	+	2	CSE Idioms & Word Choice, Idioms &
16	J	+	2	CSE Content, Content, Content
17	A	+	3	KLA Passage ii, Passage ii, Passage ii
18	J	+	2	CSE Punctuation, Punctuation
19	B	+	3	CSE Idioms & Word Choice, Idioms &
20	J	G	4	CSE Content, Content, Content
21	C	+	4	POW Content, Content
22	G	+	3	KLA Word Choice, Word Choice
23	D	+	4	CSE Word Choice, Word Choice
24	G	+	4	KLA Content, Content, Content
25	C	+	5	POW Content, Content, Content

#### Performance By Topic

Incorrect Omitted Correct



Name	Demo Student
Test	SATvsACT Predictor
Date	2020-04-21

## SAT vs ACT Diagnostic

### Section Summary — ACT Math

#### Summary

Your Score: **26**

Percentile:

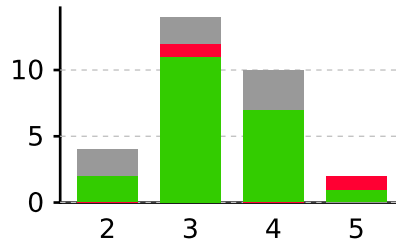
Correct: **21**

Incorrect: **2**

Omitted: **7**

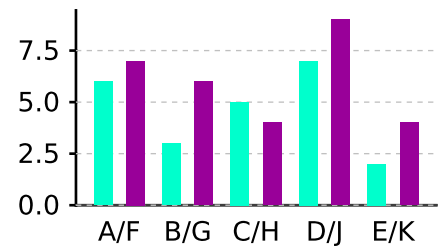
% Correct: **70%**

#### By Difficulty



Correct Incorrect Omitted

#### Answer Distribution



Student Correct

#### Responses

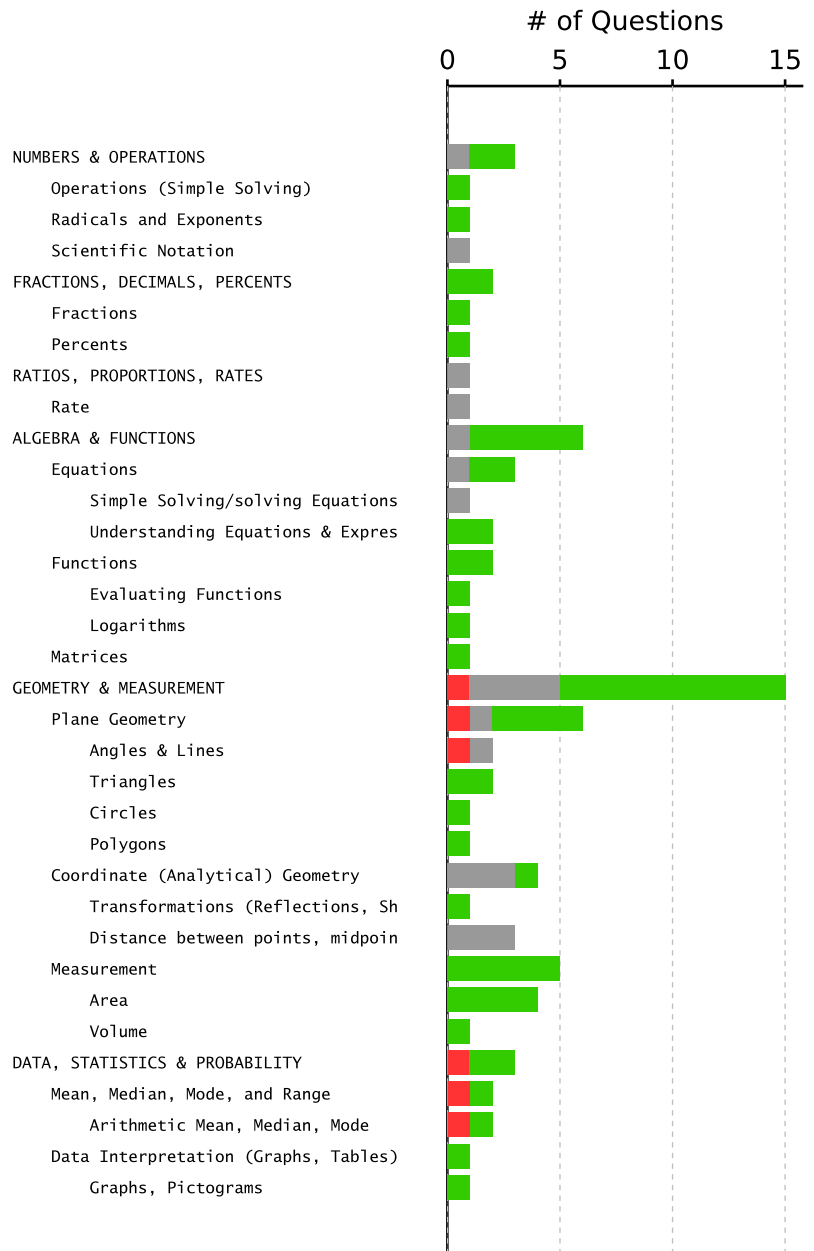
Question Correct Answer Response Difficulty Category

##### ACT Math (with Calculator)

Question	Correct Answer	Response	Difficulty	Category
1	D	C	3	PHM - S Arithmetic Mean, Median, Mode,
2	H	+	3	PHM - A Operations (Simple Solving),
3	B	+	3	PHM - N Radicals and Exponents, Radicals
4	K	+	3	PHM - N Percents, Percents, Percents
5	D	+	4	PHM - N Matrices, Matrices
6	G		2	PHM - N Scientific Notation, Scientific
7	D	+	3	PHM - A Understanding Equations &
8	H		4	PHM - F Simple Solving/solving Equations,
9	A	+	3	PHM - G Area, Area, Area
10	J	+	3	PHM - G Area, Area, Area, Area
11	D		4	PHM - N Rate, Rate
12	K	+	4	PHM - G Triangles, Triangles, Triangles
13	A	+	5	PHM - A Logarithms, Logarithms
14	G	+	3	PHM - S Graphs, Pictograms, Graphs,
15	B	+	3	PHM - A Area, Area, Area, Area
16	F	+	2	PHM - G Area, Area, Area, Area
17	E		4	PHM - G Angles & Lines, Angles & Lines
18	F		3	PHM - G Distance between points, midpoint,
19	A	+	2	PHM - G Volume, Volume
20	F	+	3	PHM - F Understanding Equations &
21	D	+	3	PHM - G Transformations (Reflections, Shifts,
22	J	+	4	PHM - S Arithmetic Mean, Median, Mode,
23	C	+	4	PHM - F Triangles, Triangles, Triangles
24	F	+	4	PHM - G Evaluating Functions, Evaluating
25	D	+	3	PHM - N Fractions, Fractions
26	J	+	4	PHM - G Polygons, Polygons, Polygons
27	C	+	4	PHM - G Circles, Circles, Circles
28	K		2	PHM - G Distance between points, midpoint,
29	B		3	PHM - G Distance between points, midpoint,
30	G	H	5	PHM - G Angles & Lines, Angles & Lines,

#### Performance By Topic

Incorrect Omitted Correct



Name	Demo Student
Test	SATvsACT Predictor
Date	2020-04-21

## SAT vs ACT Diagnostic

### Section Summary — ACT Reading

#### Summary

Your Score: **28**

Percentile:

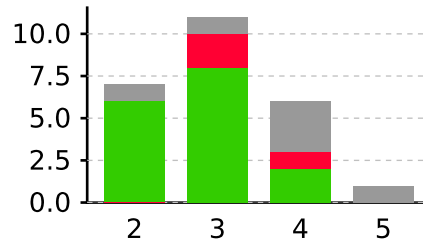
Correct: 16

Incorrect: 3

Omitted: 6

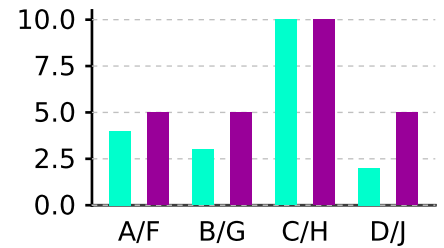
% Correct: 64%

#### By Difficulty



Correct Incorrect Omitted

#### Answer Distribution



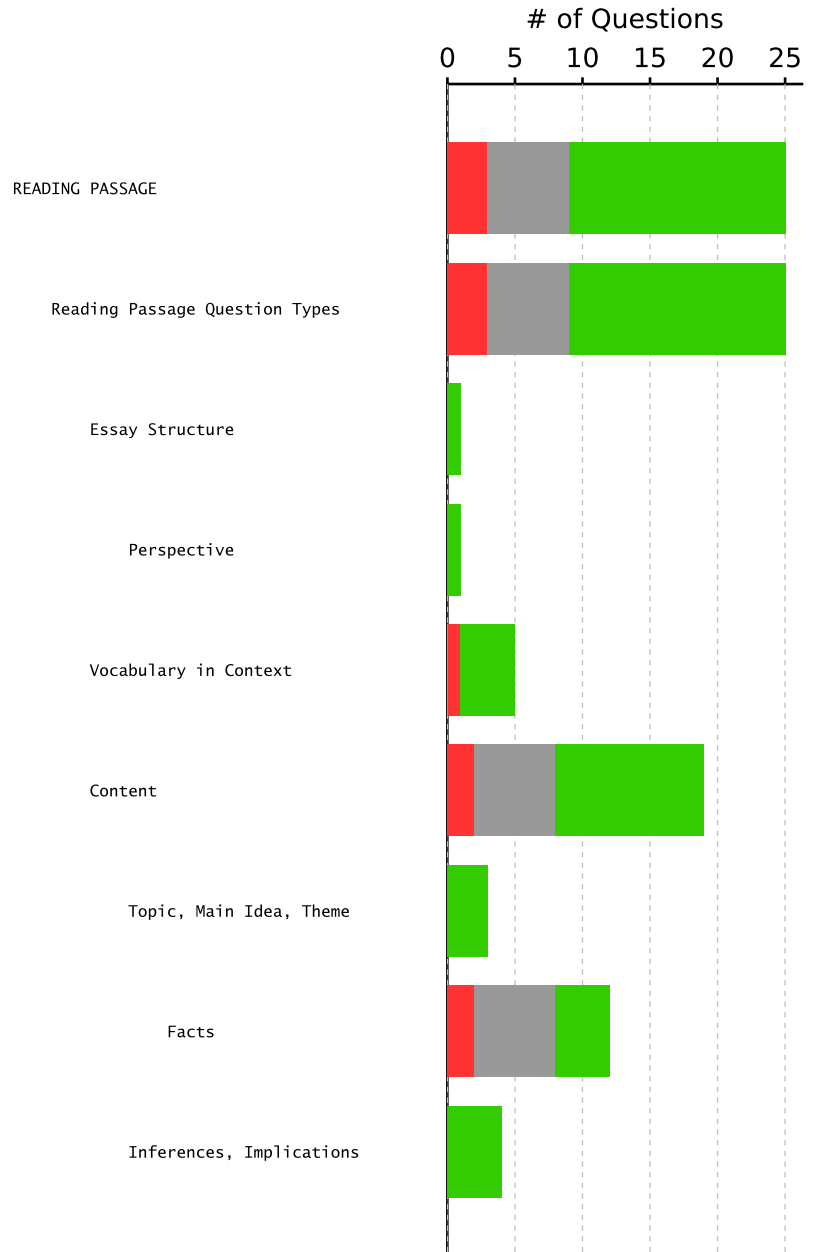
Student Correct

#### Responses

Question	Correct Answer	Response	Difficulty	Category
<b>ACT Reading</b>				
1	C	+	2	COE Perspective, Perspective
2	F	+	2	CS Inferences, Implications, Inferences,
3	B	C	3	KID Facts, Facts
4	J		3	KID Facts, Facts
5	C		2	IKI Facts, Facts, Facts
6	H	+	2	IKI Inferences, Implications, Inferences,
7	D	+	2	KID Facts, Facts
8	G	+	3	KID Vocabulary in Context, Vocabulary in
9	C	+	2	KID Inferences, Implications, Inferences,
10	F	+	3	CS Vocabulary in Context, Vocabulary in
11	C	+	3	KID Topic, Main Idea, Theme, Topic, Main
12	H	+	3	KID Facts, Facts
13	A	+	3	KID Inferences, Implications, Inferences,
14	J	+	3	CS Vocabulary in Context, Vocabulary in
15	C	+	3	CS Vocabulary in Context, Vocabulary in
16	G	H	3	CS Vocabulary in Context, Vocabulary
17	B	+	4	KID Topic, Main Idea, Theme, Topic, Main
18	H	+	4	KID Topic, Main Idea, Theme, Topic, Main
19	B		4	IKI Facts, Facts, Facts
20	F		4	CS Facts, Facts
21	A	+	3	KID Facts, Facts, Facts
22	H	+	2	KID Facts, Facts, Facts
23	D	B	4	DR Facts, Facts, Facts
24	J		4	IKI Facts, Facts, Facts
25	C		5	KID Facts, Facts, Facts

#### Performance By Topic

Incorrect Omitted Correct





<b>Name</b>	Demo Student
<b>Test</b>	SATvsACT Predictor
<b>Date</b>	2020-04-21

## SAT vs ACT Diagnostic

### Section Summary — ACT Science

#### Summary

Your Score: **19**

Percentile:

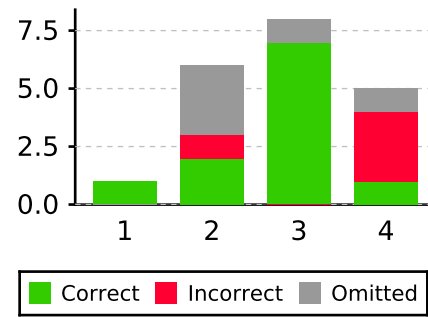
Correct: **11**

Incorrect: **4**

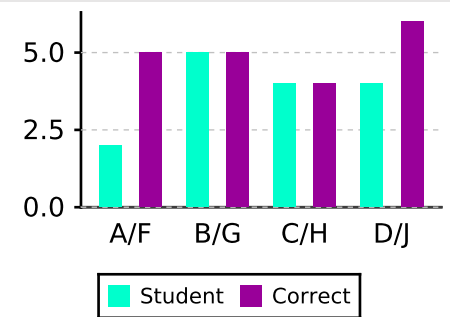
Omitted: **5**

% Correct: **55%**

#### By Difficulty



#### Answer Distribution



#### Responses

Question	Correct Answer	Response	Difficulty	Category
<b>ACT Science</b>				
1	C	+	1	IOD Passage 1, Passage 1, Passage 1
2	F		2	IOD Interpreting Graphs, Figures and
3	C	B	4	EMI Interpreting Graphs, Figures and
4	J	+	3	EMI Interpreting Graphs, Figures and
5	D	C	4	IOD Interpreting Graphs, Figures and
6	F	+	3	EMI Passage 2, Passage 2, Passage 2
7	B		3	EMI Passage 2, Passage 2, Passage 2
8	J	H	4	IOD Passage 2, Passage 2, Passage 2
9	A	+	2	IOD Passage 2, Passage 2, Passage 2
10	H	+	3	IOD Passage 2, Passage 2, Passage 2
11	A	B	2	IOD Interpreting Graphs, Figures and
12	F		4	EMI Physics, Physics, Physics
13	B	+	3	IOD Interpreting Graphs, Figures and
14	J	+	3	IOD Interpreting Graphs, Figures and
15	D	+	4	EMI Interpreting Graphs, Figures and
16	G	+	2	IOD Biology, Biology, Biology, Biology
17	C		2	IOD Biology, Biology, Biology, Biology,
18	J	+	3	SIN Biology, Biology, Biology, Biology,
19	B		2	EMI Biology, Biology, Biology, Biology
20	G	+	3	SIN Biology, Biology, Biology

#### Performance By Topic

