

Name	Demo student
Test	ISEE Upper Level Exam-2011-JAN-Test A
Date	2021-09-29

ISEE Upper Level

Big Picture — Your Scores, Practice History, and Trends

Performance Summary

	<i>Verbal</i>	<i>Quantitativ</i>	<i>Reading</i>	<i>Mathematic</i>
2021-09-29	821	839	844	837
Points to Perfect	114	101	96	103
Maximum Points	935	940	940	940

Practice Summary

		<i>Verbal</i>	<i>Quantitativ</i>	<i>Reading</i>	<i>Mathematic</i>
2021-09-29	ISEE Upper Level Exam-2011-JAN-	827	846	860	832
	ISEE Upper Level Exam-2011-JAN-	821	839	844	837
Best		827	846	860	837

Instruction Notes

General

Abbreviations you may find and notes about this report

Abbreviation

- SC - Sentence Completion
- V - Verbal Reasoning
- Q - Quantative Reasoning
- R - Reading Comprehension
- M - Mathematics Achievement

General

Difficulty Level - On "By Difficulty" Graphs: 1 is easiest and 5 is most difficulty.

Scoring

Scores - Currently Percentile, Quartile or Stanine calculation are not avialable.

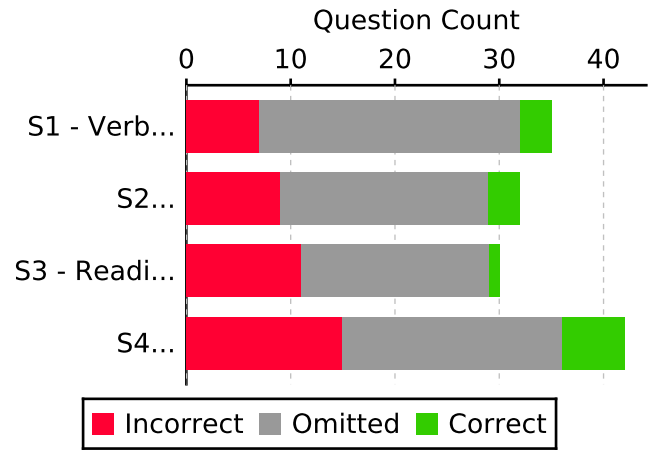
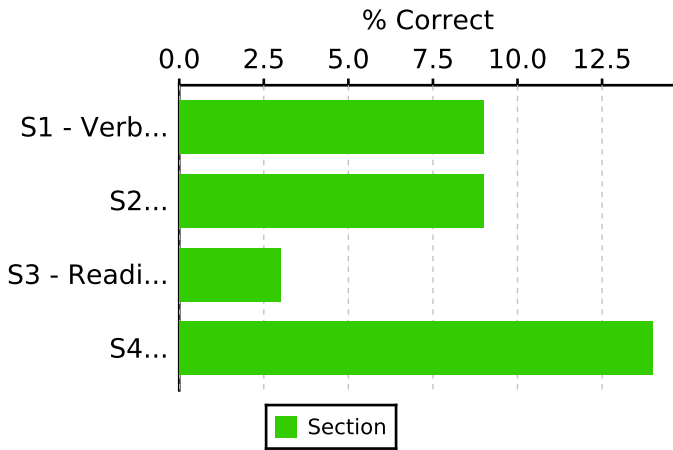
Final Score - Calculation of scaled scores are approximate.

Name	Demo student
Test	ISEE Upper Level Exam-2011-JAN-Test A
Date	2021-09-29

Current Test Analysis — ISEE Upper Level Exam-2011-JAN-Test A

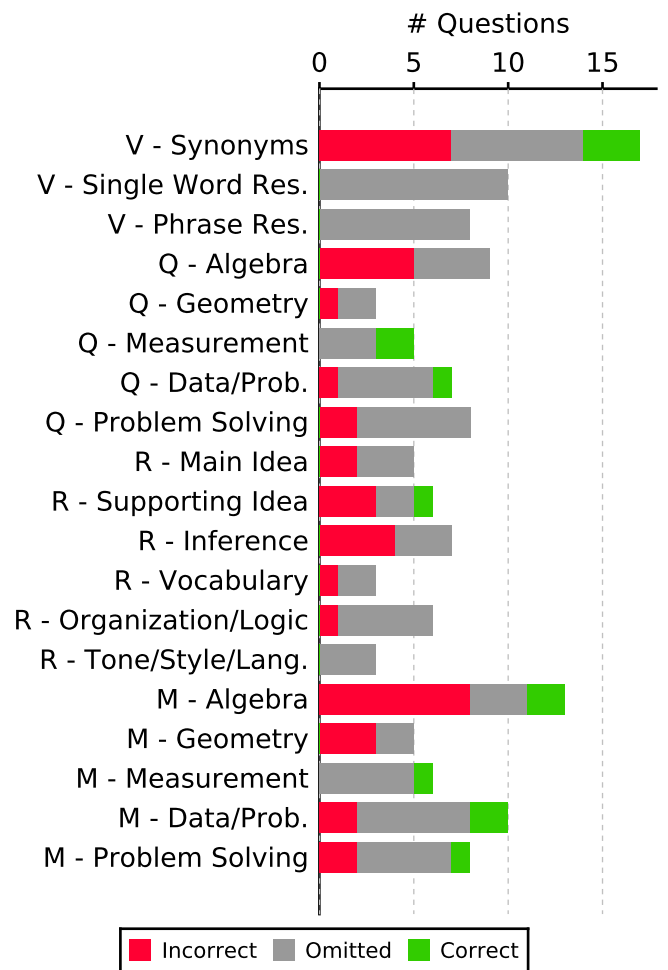

Performance Over Time

Performance By Section



Point Lost By Subject and Question

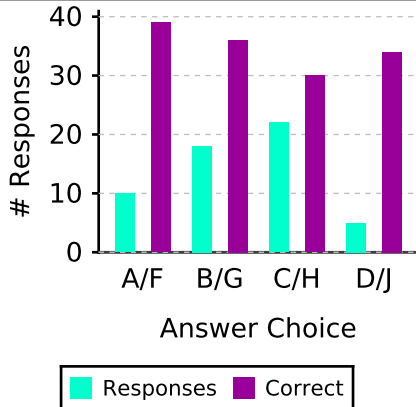
Performance By Subject Question



Name	Demo student
Test	ISEE Upper Level Exam-2011-JAN-Test A
Date	2021-09-29

admin test ()

Answer Distribution



Subject Area & Question Type Analysis

Question Type	Correct	Wrong	Omit	Total	%Correct	Scaled Score	Approx. Percentil	Point Cost
Verbal Reasoning	3	7	25	35	9%	821		114
Synonyms	3	7	7	17	18%			49.9
Single Word Response	0	0	10	10	0%			35.6
Phrase Response	0	0	8	8	0%			28.5
Quantitative Reasoning	3	9	20	32	9%	839		101
Algebra Concepts	0	5	4	9	0%			31.3
Geometry	0	1	2	3	0%			10.4
Measurement	2	0	3	5	40%			10.4
Data Analysis and Probability	1	1	5	7	14%			20.9
Problem Solving	0	2	6	8	0%			27.9
Reading Comprehension	1	11	18	30	3%	844		96
Main Idea	0	2	3	5	0%			16.6
Supporting Ideas	1	3	2	6	17%			16.6
Inference	0	4	3	7	0%			23.2
Vocabulary	0	1	2	3	0%			9.9
Organization / Logic	0	1	5	6	0%			19.9
Tone/Style/Figurative Language	0	0	3	3	0%			9.9
Mathematics	6	15	21	42	14%	837		103
Algebra Concepts	2	8	3	13	15%			31.5
Geometry	0	3	2	5	0%			14.3
Measurement	1	0	5	6	17%			14.3
Data Analysis and Probability	2	2	6	10	20%			22.9
Problem Solving	1	2	5	8	12%			20.0

admin test ()

Name	Demo student
Test	ISEE Upper Level Exam-2011-JAN-Test A
Date	2021-09-29

Section Summary — Verbal Reasoning

Summary

Your Score: **821**

Percentile:

Correct: **3**

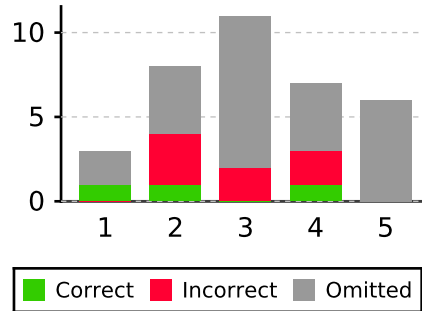
Incorrect: **7**

Omitted: **25**

Raw Points: **3.0**

% Correct: **9%**

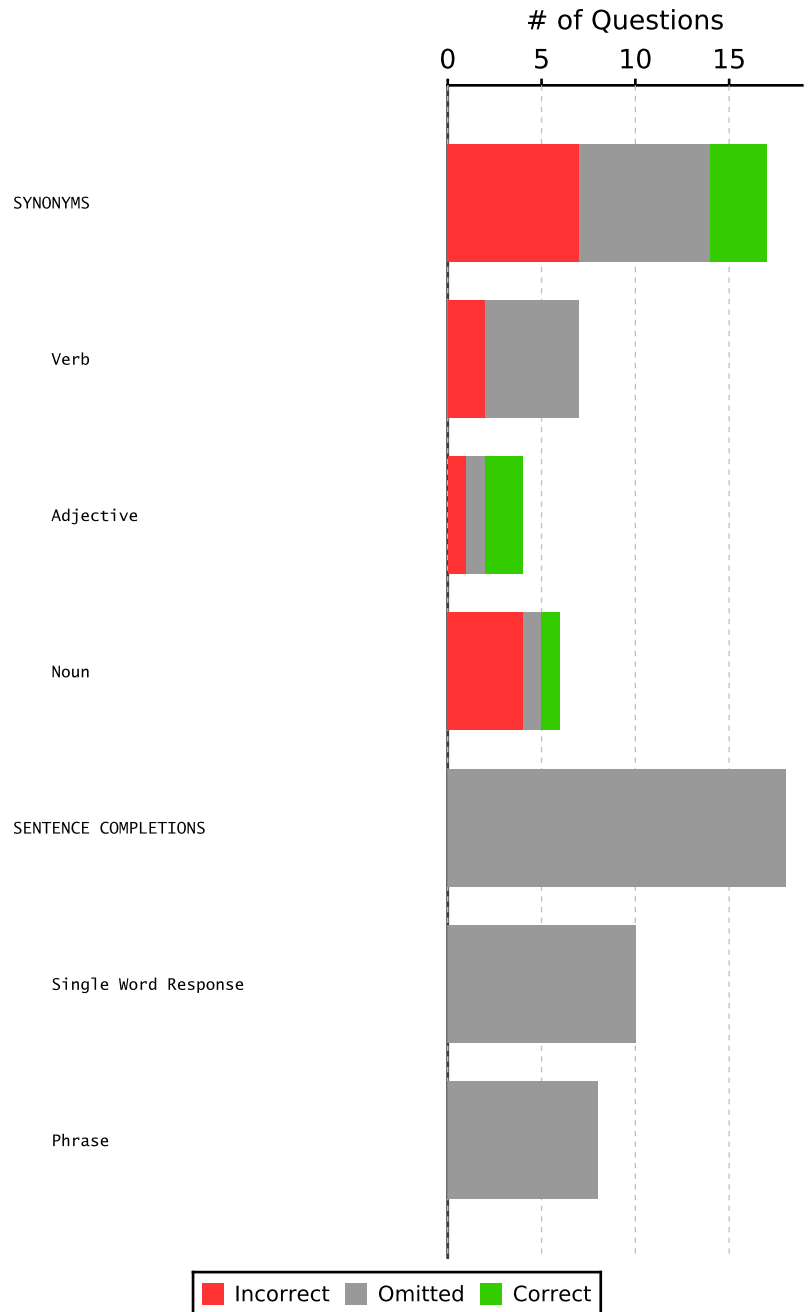
By Difficulty



Responses

Question	Correct Answer	Response	Difficulty	Category
S1 - Verbal Reasoning				
1	A	+	1	Synonyms Adjective
2	D	B	2	Synonyms Noun
3	D	B	2	Synonyms Noun
4	C	B	2	Synonyms Noun
5	D	B	3	Synonyms Verb
6	A	B	3	Synonyms Noun
7	B	+	2	Synonyms Noun
8	B	+	4	Synonyms Adjective
9	D	B	4	Synonyms Adjective
10	A	B	4	Synonyms Verb
11	D		3	Synonyms Verb
12	A		3	Synonyms Verb
13	D		4	Synonyms Verb
14	A		4	Synonyms Verb
15	A		5	Synonyms Noun
16	C		5	Synonyms Adjective
17	C		5	Synonyms Verb
18	D		1	Single Word Single Word Response Res.
19	A		2	Single Word Single Word Response Res.
20	C		3	Single Word Single Word Response Res.
21	A		2	Single Word Single Word Response Res.
22	D		3	Single Word Single Word Response Res.
23	B		4	Single Word Single Word Response Res.
24	D		3	Single Word Single Word Response Res.
25	D		3	Single Word Single Word Response Res.
26	A		3	Single Word Single Word Response Res.
27	C		5	Single Word Single Word Response Res.
28	B		1	Phrase Res. Phrase
29	A		2	Phrase Res. Phrase
30	B		2	Phrase Res. Phrase
31	C		3	Phrase Res. Phrase
32	A		3	Phrase Res. Phrase
33	D		4	Phrase Res. Phrase
34	A		5	Phrase Res. Phrase
35	A		5	Phrase Res. Phrase

Performance By Topic



admin test ()

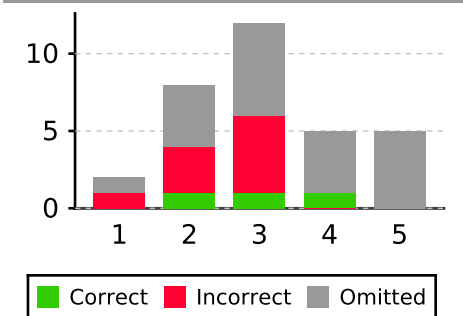
Name	Demo student
Test	ISEE Upper Level Exam-2011-JAN-Test A
Date	2021-09-29

Section Summary — Quantitative Reasoning

Summary

Your Score:	839
Percentile:	
Correct:	3
Incorrect:	9
Omitted:	20
Raw Points:	3.0
% Correct:	9%

By Difficulty



Responses

Question	Correct Answer	Response	Difficulty	Category
S2 - Quantitative Reasoning				
1	A	B	1	Algebra Quantitative Reasoning
2	B	C	2	Algebra Quantitative Reasoning
3	A	D	2	Problem Quantitative Reasoning
4	D	+	3	Measurement Quantitative Reasoning
5	B	D	2	Algebra Quantitative Reasoning
6	C	+	2	Data/Prob. Quantitative Reasoning
7	C	+	4	Measurement Quantitative Reasoning
8	A	C	3	Algebra Quantitative Reasoning
9	B	C	3	Geometry Quantitative Reasoning
10	B	C	3	Problem Quantitative Reasoning
11	A	C	3	Algebra Quantitative Reasoning
12	D	C	3	Data/Prob. Quantitative Reasoning
13	B		2	Data/Prob. Quantitative Reasoning
14	D		5	Data/Prob. Quantitative Reasoning
15	C		3	Problem Quantitative Reasoning
16	C		5	Problem Quantitative Reasoning
17	D		4	Measurement Quantitative Reasoning
18	A		5	Geometry Quantitative Reasoning
19	C		1	Problem Quantitative Reasoning
20	B		2	Measurement Quantitative Reasoning
21	C		2	Problem Quantitative Reasoning
22	B		3	Algebra Quantitative Reasoning
23	A		2	Geometry Quantitative Reasoning
24	D		3	Measurement Quantitative Reasoning
25	A		3	Algebra Quantitative Reasoning
26	B		3	Problem Quantitative Reasoning
27	A		3	Algebra Quantitative Reasoning
28	D		4	Algebra Quantitative Reasoning
29	C		5	Data/Prob. Quantitative Reasoning
30	A		4	Data/Prob. Quantitative Reasoning
31	B		5	Data/Prob. Quantitative Reasoning
32	B		4	Problem Quantitative Reasoning

Name	Demo student
Test	ISEE Upper Level Exam-2011-JAN-Test A
Date	2021-09-29

Section Summary — Reading Comprehension

Summary

Your Score: **844**

Percentile:

Correct: **1**

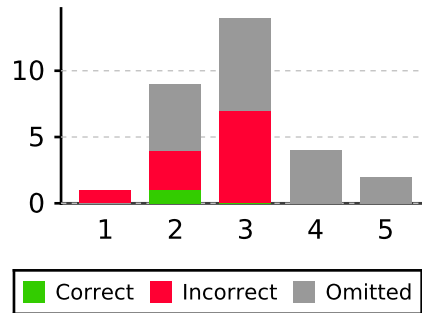
Incorrect: **11**

Omitted: **18**

Raw Points: **1.0**

% Correct: **3%**

By Difficulty



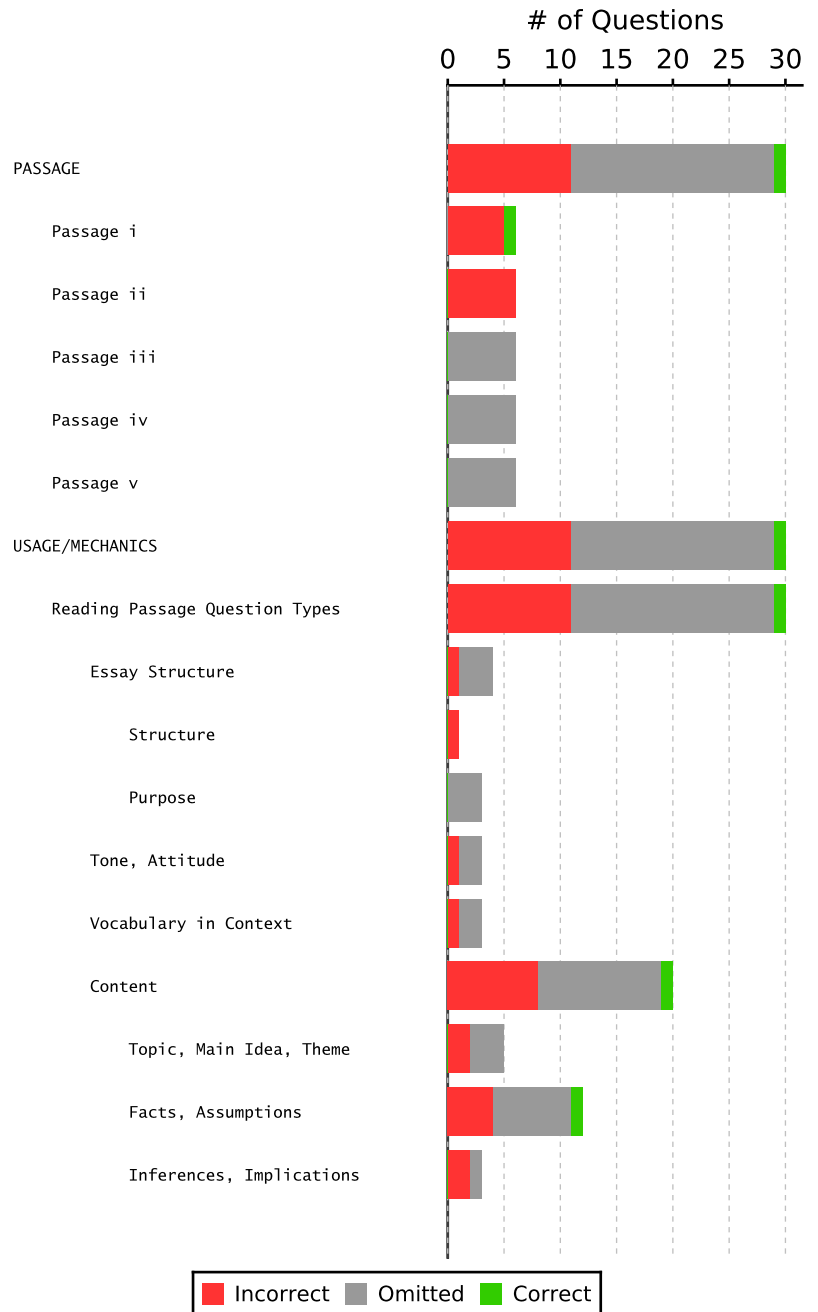
Responses

Question
Correct Answer
Response
Difficulty
Category

S3 - Reading Comprehension

Question	Correct Answer	Response	Difficulty	Category
1	B	A	2	Main Idea Topic, Main Idea, Theme, Passage i
2	C	B	1	Vocabulary Vocabulary in Context, Passage i
3	C	+	2	Supporting Facts, Assumptions, Passage i
4	C	D	3	Supporting Facts, Assumptions, Passage i
5	B	D	3	Inference Inferences, Implications, Passage i
6	B	C	2	Inference Facts, Assumptions, Passage i
7	D	C	2	Main Idea Topic, Main Idea, Theme, Passage ii
8	A	C	3	Inference Inferences, Implications, Passage ii
9	B	C	3	Organization/ Structure, Passage ii Logic
10	D	C	3	Supporting Facts, Assumptions, Passage ii
11	D	C	3	Inference Tone, Attitude, Passage ii
12	B	C	3	Supporting Facts, Assumptions, Passage ii
13	A		2	Main Idea Topic, Main Idea, Theme, Passage iii
14	B		4	Vocabulary Vocabulary in Context, Passage iii
15	C		3	Organization/ Facts, Assumptions, Passage iii Logic
16	B		3	Supporting Facts, Assumptions, Passage iii
17	B		2	Tone/Style/LaTone, Attitude, Passage iii
18	A		3	Organization/ Purpose, Passage iii Logic
19	C		2	Main Idea Topic, Main Idea, Theme, Passage iv
20	D		3	Inference Facts, Assumptions, Passage iv
21	D		3	Inference Facts, Assumptions, Passage iv
22	D		2	Supporting Facts, Assumptions, Passage iv
23	B		4	Organization/ Purpose, Passage iv Logic
24	C		4	Organization/ Facts, Assumptions, Passage iv Logic
25	B		2	Main Idea Topic, Main Idea, Theme, Passage v
26	C		3	Tone/Style/LaTone, Attitude, Passage v
27	D		5	Inference Inferences, Implications, Passage v
28	A		4	Tone/Style/LaTone Facts, Assumptions, Passage v
29	C		5	Organization/ Purpose, Passage v Logic
30	A		3	Vocabulary Vocabulary in Context, Passage v

Performance By Topic

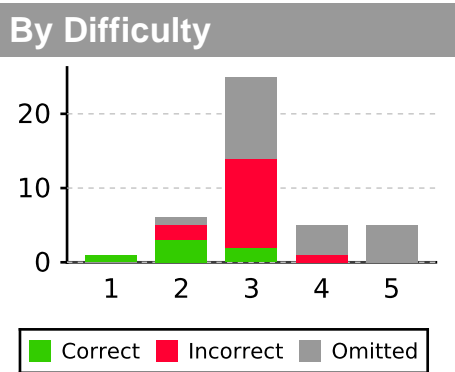


admin test ()

Name	Demo student
Test	ISEE Upper Level Exam-2011-JAN-Test A
Date	2021-09-29

Section Summary — Mathematics

Summary	
Your Score:	837
Percentile:	
Correct:	6
Incorrect:	15
Omitted:	21
Raw Points:	6.0
% Correct:	14%



Responses

Question	Correct Answer	Response	Difficulty	Category
S4 - Mathematics				
1	A	+	1	Measurement Area
2	D		3	Data/Prob. Probability
3	C		2	Problem Scientific Notation
4	A	+	3	Problem Fractions
5	D	A	3	Algebra Simple Solving
6	D		3	Algebra Fractions
7	B	A	2	Problem Radicals
8	C	A	3	Data/Prob. Median
9	A	+	2	Algebra Word Problems
10	B		3	Data/Prob. Arithmetic Mean (Average)
11	A	+	2	Data/Prob. Mode
12	D	A	3	Problem Remainders, Factors, Multiples
13	D	B	3	Algebra Substitution
14	C	B	3	Algebra Simplification, Distributing, Factoring,
15	C	B	3	Algebra Fractions
16	D	B	2	Algebra Simplification, Distributing, Factoring,
17	B	+	3	Algebra Slope
18	C	B	3	Geometry Circles
19	B	+	2	Data/Prob. Word Problems
20	A	C	3	Geometry Quadrilaterals
21	B	C	3	Algebra Permutations & Combinations
22	D	C	4	Geometry Graphs
23	D	C	3	Algebra Absolute-Value Equations
24	C		5	Problem Complex Numbers
25	B	C	3	Data/Prob. Arithmetic Mean (Average)
26	D	C	3	Algebra Number Line
27	B		3	Data/Prob. Probability
28	A		3	Measurement Rate
29	B		3	Geometry Ratios & Proportions
30	A		3	Measurement Measurement
31	C		3	Problem Radicals
32	C		4	Measurement Area
33	B		3	Measurement Volume
34	B		4	Data/Prob. Domain & Range
35	A		3	Data/Prob. Probability
36	B		5	Algebra Radicals
37	A		5	Geometry Trigonometry
38	A		4	Algebra Number Line
39	C		3	Data/Prob. Median
40	D		5	Problem Binomials & Quadratic Equations
41	A		5	Problem Matrices
42	A		4	Measurement Area

Performance By Topic

